

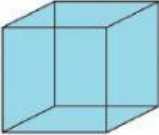


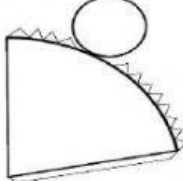
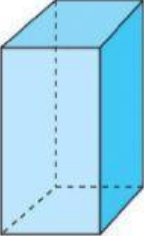
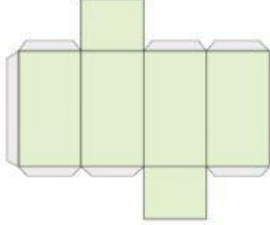
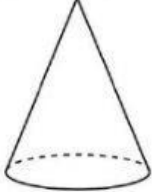

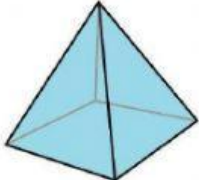
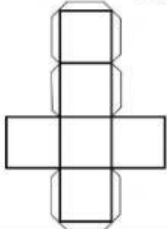


Profesora Agripina
Profesora Consuelo

Guía Interactiva

Nombre: _____

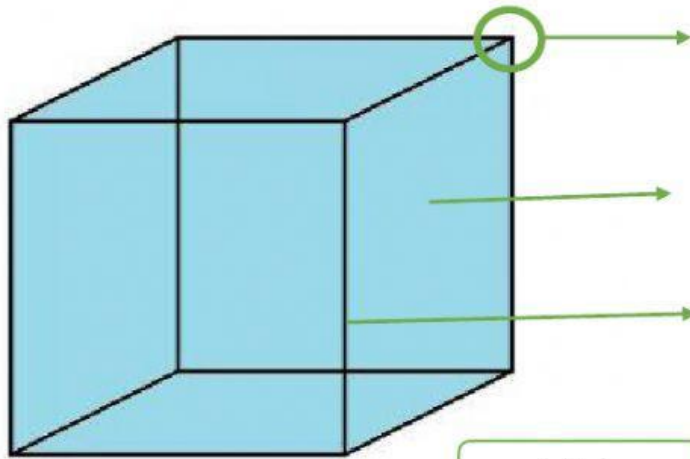
1. Selecciona el nombre de la figura 3D y une con su red.

Nombre	Figura 3D	Red
		
		
		
		
		



Profesora Agripina
Profesora Consuelo

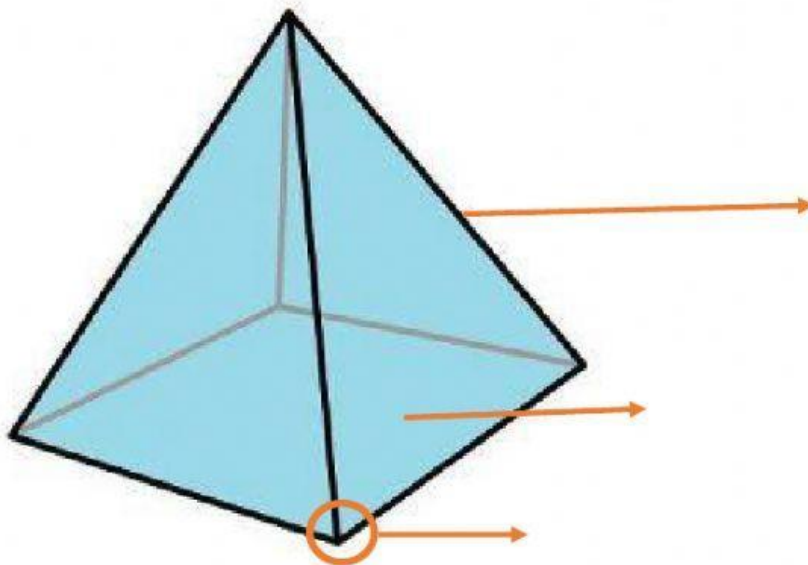
2. Arrastra las partes de la figura 3D según indica cada flecha.



Arista

Vértice

Cara



Arista

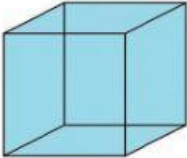

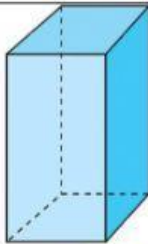
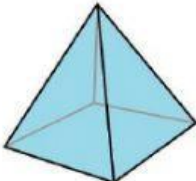


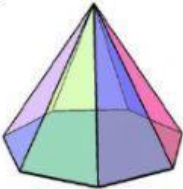

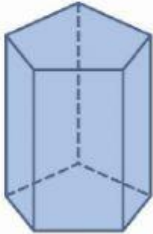
Vértice

Cara



Profesora Agripina
Profesora Consuelo

3. Identifica si es un **poliedro** o es un **cuerpo redondo**.

¡yupi!



Bien hecho recuerda enviar tu guía al
correo consuelogonzalez01@gmail.com