

## Test Unit 3:

### SHE / HE

### Prepositions of Place



Name: \_\_\_\_\_

Grade: \_\_\_\_\_

1. Look at the pictures and select SHE or HE. (1 point each) /5



SHE / HE



SHE / HE



SHE / HE




SHE / HE



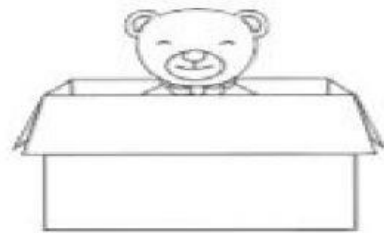
SHE / HE

2. Look at the words and the pictures. Then, match with a line the word with the corresponding image. (1 point each) /7

1. IN FRONT OF




2. IN



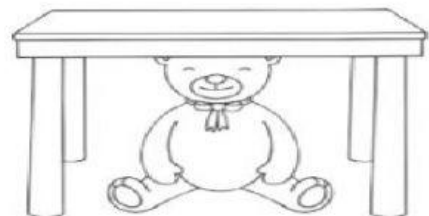
3. BETWEEN




4. BEHIND



5. ON











6. NEXT TO



7. UNDER

3. Listen to the teacher and circle the correct picture.





(1 point each) /4

<p>1. 🔊</p> <div style="display: flex; justify-content: space-around;">   </div>	<p>2. 🔊</p> <div style="display: flex; justify-content: space-around;">   </div>
<p>3. 🔊</p> <div style="display: flex; justify-content: space-around;">   </div>	<p>4. 🔊</p> <div style="display: flex; justify-content: space-around;">   </div>

4. Read, listen, and draw. (2 points) /2

🔊 HE IS NEXT TO THE BALL.

5. Look at the image and select the correct PREPOSITION OF PLACE. (1 point each) /4

<p>1. HE IS _____ THE BED.</p> <div style="display: flex; align-items: center;">  <div style="margin-left: 20px;"> <p>A- IN</p> <p>B- BEHIND</p> <p>C- UNDER</p> </div> </div>	<p>2. SHE IS _____ THE BED.</p> <div style="display: flex; align-items: center;">  <div style="margin-left: 20px;"> <p>A- ON</p> <p>B- BEHIND</p> <p>C- UNDER</p> </div> </div>
<p>3. HE IS _____ THE FRIDGE.</p> <div style="display: flex; align-items: center;">  <div style="margin-left: 20px;"> <p>A- ON</p> <p>B- IN FRONT OF</p> <p>C- UNDER</p> </div> </div>	<p>4. HE IS _____ THE SOFA.</p> <div style="display: flex; align-items: center;">  <div style="margin-left: 20px;"> <p>A- IN</p> <p>B- BETWEEN</p> <p>C- NEXT TO</p> </div> </div>

