1. Une con una raya cada suma con el producto correspondiente.

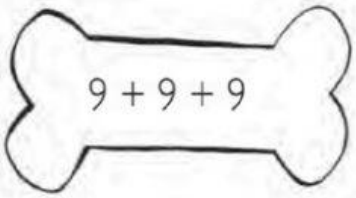

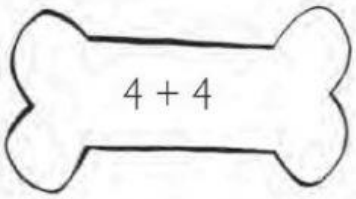

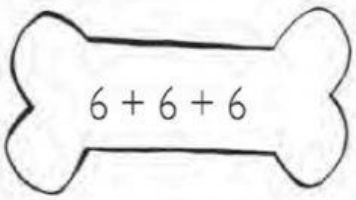











2. Completa los cuadritos en blanco.

- 6 x 3 = ☐
- 3 x 6 = ☐
- 5 x ☐ = 45
- ☐ x 7 = 28
- 10 x 8 = ☐
- 3 x 8 = ☐
- ☐ x 3 = 21
- 5 x 8 = ☐



LIVEWORKSHEETS

1. Si quieres saber qué hay en la caja, **calcula** y, luego, **escribe** sobre cada número la letra correspondiente.

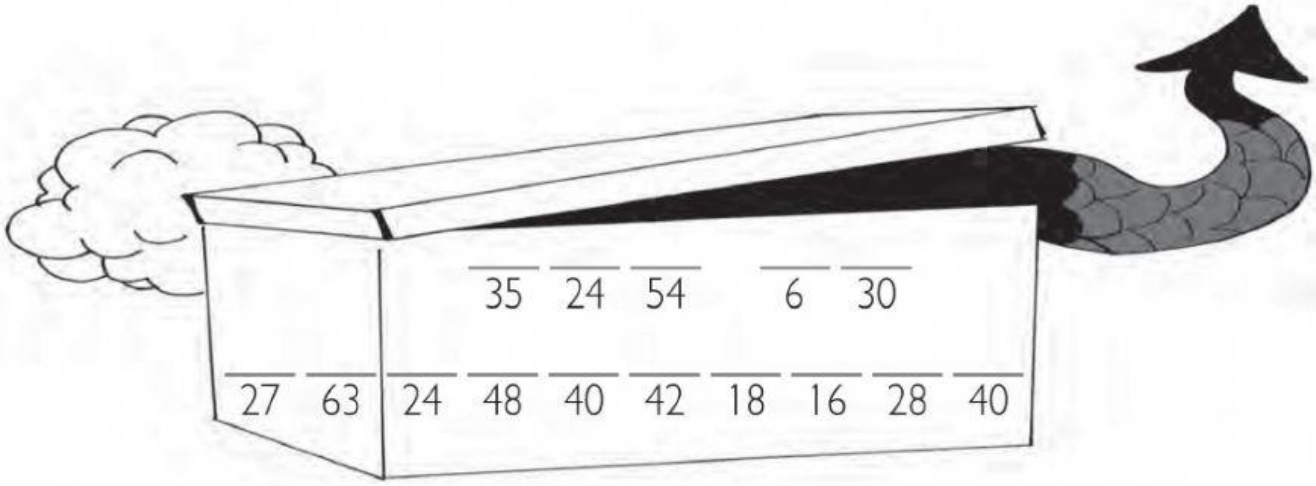

I ▸ 4 x 4 = _____	A ▸ 3 x 8 = _____	O ▸ 8 x 5 = _____
N ▸ 6 x 5 = _____	U ▸ 2 x 3 = _____	Y ▸ 9 x 6 = _____
H ▸ 5 x 7 = _____	C ▸ 9 x 2 = _____	R ▸ 7 x 9 = _____
A ▸ 4 x 6 = _____	G ▸ 8 x 6 = _____	T ▸ 7 x 4 = _____
D ▸ 9 x 3 = _____	O ▸ 4 x 10 = _____	N ▸ 6 x 7 = _____

2. **Expresa**, con dos multiplicaciones diferentes, el número de cuadritos en cada caso.



_____ x _____

_____ x _____

- Hay ____ cuadritos.

_____ x _____

_____ x _____

- Hay ____ cuadritos.



_____ x _____

_____ x _____

- Hay ____ cuadritos.

LIVEWORKSHEETS