



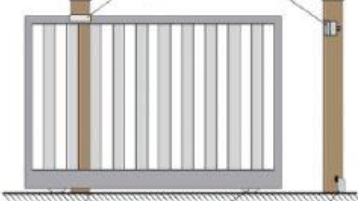






KOMPONEN MEKANIKAL

Nyatakan komponen mekanikal dibawah dengan produk/aplikasi yang ditunjukkan.

	Produk/aplikasi	Nama komponen mekanikal
1	 An illustration of a pulley system. A person in a yellow shirt is pulling a rope that passes over a pulley wheel. A bucket labeled 'Load' is suspended from the rope. The word 'Force' is written in yellow below the person.	
2	 An illustration of a pair of scissors with red handles and silver blades.	
3	 An illustration of a green fidget spinner with three arms and a central bearing.	
4	 An illustration of a metal drill bit and a drill chuck.	
5	 An illustration of a window blind mechanism showing vertical slats held between two vertical supports.	

6		
7		
8		
9		
10	