

# Worksheets for Class-III


























**Topic:** Shapes and Spatial Understanding  
ఆకారాలు-ఆకృతులు

Medium:- All media

Name:-

Subject:- MATHS

1. కింద ఇచ్చిన వస్తువు యొక్క ఆకారంను క్లిక్ చేయండి.  
Identity and click the objects with their shapes.

|    |   |   |   |  |   |
|----|---|---|---|--|---|
| a. |    |    |    |    |    |
| b. |   |   |   |   |   |
| c. |  |  |  |  |  |
| d. |  |  |  |  |  |
|    |  |  |  |  |  |