
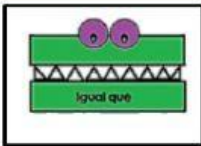
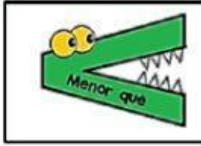

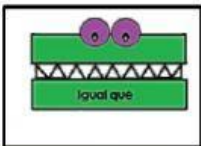


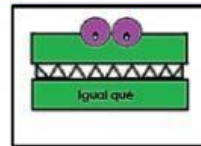


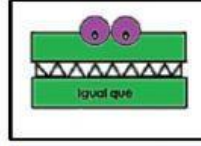


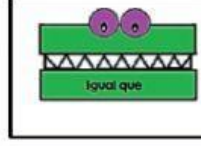
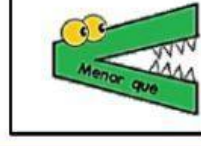


TAREA 1: Compara los números y coloca el cocodrilo correcto en la zona de color lila (en el centro).

		
48		32
		
93		93
		
75		57
		
16		24
		
83		93

TAREA 2: Como veis en el ejemplo, los niñ@s tienen que sumar 1 a la derecha, restar 1 a la izquierda, sumar 10 abajo y restar 10 arriba. Es cuestión de práctica. ¡Ánimo!

23	24	25
	14	
	24	

	12	

	66	

	39	

	72	

	83	

	50	


	17	

	91	

TAREA 3: Suma en serie.

The image shows two horizontal number lines, each with eight light blue circles. The first number line starts with the number 8 in the first circle. Above the first seven jumps are the numbers +2, +4, +3, +9, +7, +7, and +4. The second number line starts with the number 15 in the first circle. Above the first seven jumps are the numbers +3, +1, +3, +8, +7, +8, and +6.

❖ **ACERTIJO:** Dani os propone un acertijo. A ver quién lo adivina antes. ¡Suerte!



❖ **Vamos a trabajar la memoria.**

