




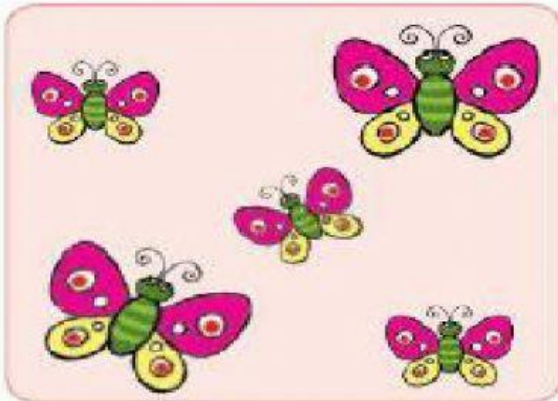


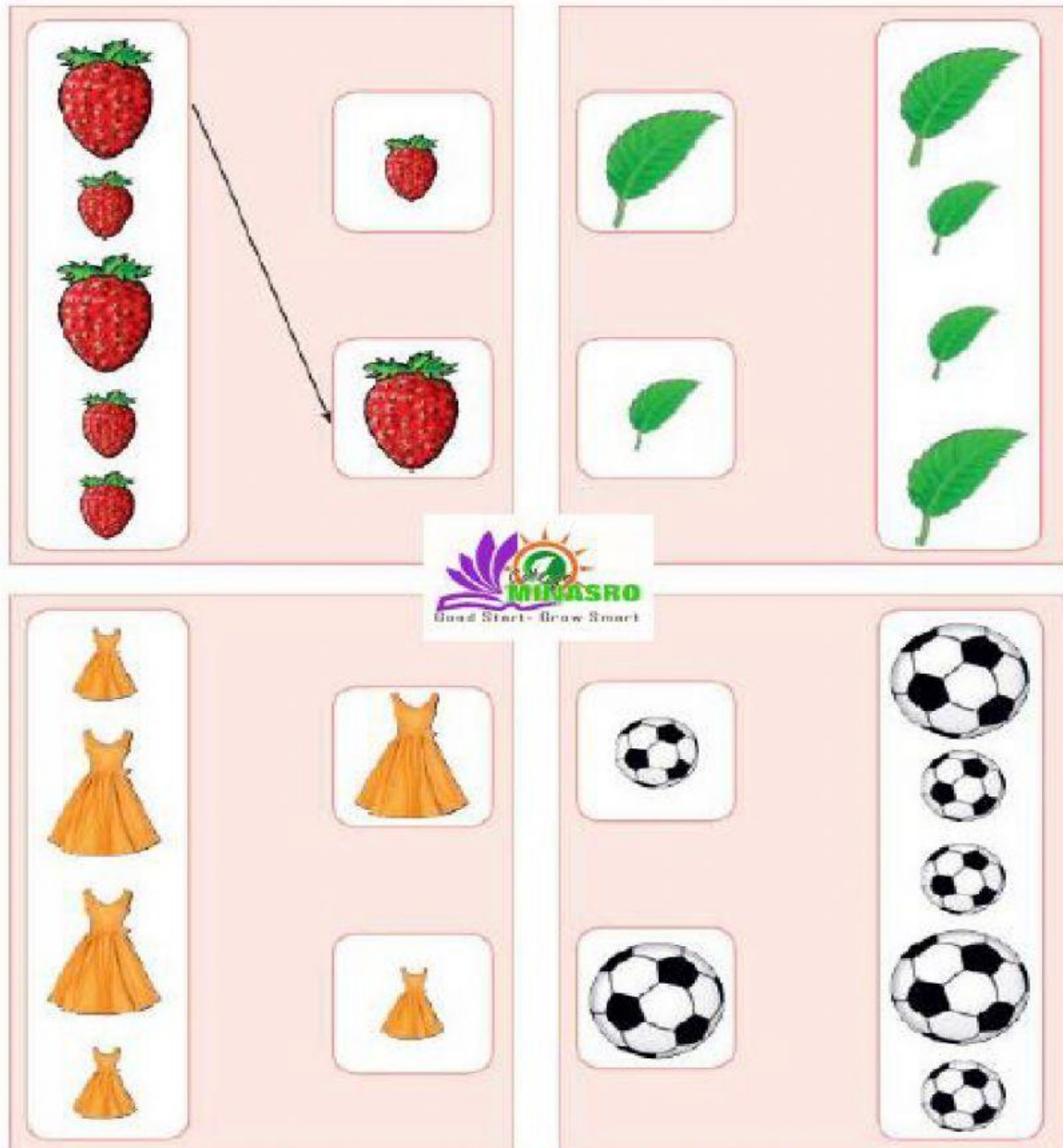
2 3 4 5 6 7 8 9 0 1 2 3

Separate and draw according to the size



1 2 3 4 5 6 7 8 9 0 1 2 3

Attach the pictures according to the size



The worksheet is divided into two main sections. The top section contains two columns of items. The left column has five strawberries of varying sizes. The right column has five leaves of varying sizes. The bottom section also has two columns. The left column has five dresses of varying sizes. The right column has five soccer balls of varying sizes. An arrow points from the largest strawberry in the top-left column to the largest strawberry in the top-right column. The items are arranged in a grid-like fashion for matching.

වියත් පරපුරක ජනම භූමිය මිනැස්ලෝ