

**ICM**INSAN
CEDEKIA
MADANI

Naming Position

Name	:	
Class	:	
Teacher	:	
Date	:	

- | | |
|------------------------------------------------------------------|-----------------------------------------------------|
| <input type="checkbox"/> Pre-assessment | <input type="checkbox"/> Individual guided practice |
| <input checked="" type="checkbox"/> Independent/fluency practice | <input type="checkbox"/> Formative Assessment |

Marks:	Grading:

1. Draw a ring around the object.

Count from the left.

a) 2nd (Point: 1)



b) 3rd (Point: 1)



2. Look at the picture.

Circle the correct name. (Point: 4)



Example

Who is after Alice?

Amil / **Ben**

(a) Who is **before** ben?

Amil / Alice

(b) Who is **after** Amil?

Ben / Peiyun

(c) Who is **between** Osman and Amil?

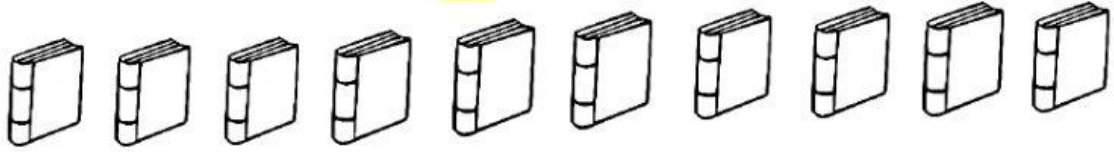
Alice / Peiyun

(d) Who is **between** Amil and Alice?

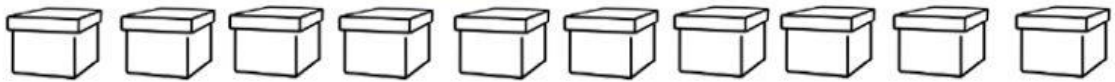
Ben / Osman

3. Colour


(a) First (1st) book from the **left** (Point: 2)



(b) Third (3rd) box from the **right** (Point: 2)



(c) Fifth (5th) ball from the **left**



(d) Fifth (5th) ruler from the **right** (Point: 2)



4. Draw a line to the correct answer (Point: 7)

Thursday ☐

☐ **1 st**

Saturday ☐

☐ **2 nd**

Monday ☐

☐ **3 rd**

Sunday ☐

☐ **4 th**

Wednesday ☐

☐ **5 th**

Tuesday ☐

☐ **6 th**

Friday ☐

☐ **7 th**

Self reflection: (tick ✓ the picture)



**I can do the task
by myself**



**I need a little
help**



**I need a lot
of help**