7153937

Roll Number

TEST BOOKLET

180604

ENGLISH

Test Booklet No.

Test Booklet Series **A**

Name of the Candidate :

Signature of the Candidate :

Time : 2 Hours **Maximum Marks : 100**

GENERAL INSTRUCTIONS FOR CANDIDATES

1. You are given a Test Booklet of **20** pages as well as Answer Sheet. Count the pages of the booklet and be sure that they are in proper order and the code number of the Test Booklet and Answer Sheet is the same. In case of a defective Test Booklet, report to your Invigilator and get it replaced.
2. Answers are to be indicated in the attached Answer Sheet.
3. Use English Numbers only to write on side-**2** of the Answer Sheet.
4. Use **Blue/Black Ball Point Pen** only to write on Answer Sheet.
   Use of pencil is strictly prohibited.
5. The booklet consists of **100** questions in **three** sections :
   (i) Mental Ability Questions **1 – 50,**
   (ii) Arithmetic Questions **51 – 75** and
   (iii) Language Questions **76 – 100**.
6. All questions are to be attempted. Every question carries **one** mark.
7. Do not use white / correction fluid on Answer Sheet.
8. Overwriting, cutting and erasing on the Answer Sheet is not allowed. Do not make any stray mark on the Answer Sheet.
9. No changes in the answer once written is allowed.
10. You must attempt questions of each section because you have to qualify in each section separately.
11. Section **(I)** has **ten** parts. Separate directions are given for each part.
12. For every question, **four** probable answers bearing numbers 1, 2, 3 and 4 are given. Only one out of these is correct. After selecting the correct answer you should write the number in English in the box given against each question in the Answer Sheet. For example, answer **3** of question **37** is correct, you please write like this :

    37 [3]

13. Rough work must not be done on the Answer Sheet. Use page number **20** of the Test Booklet for **rough work.**
14. A bell will be rung after every 30 minutes.

180604 A

www.sakshieducation.com

LIVEWORKSHEETS

SECTION – I

MENTAL ABILITY TEST

PART – I

Directions : In Question Nos. **1** to **5**, a question figure is given on the left side and four answer figures marked 1, 2, 3, 4 are given on the right side. Select the answer figure which is exactly the same as the question figure and write your answer only in English numbers (i.e. 1, 2, 3, 4) in the box against the number corresponding to the question.

Question Figure **Answer Figures**

1.

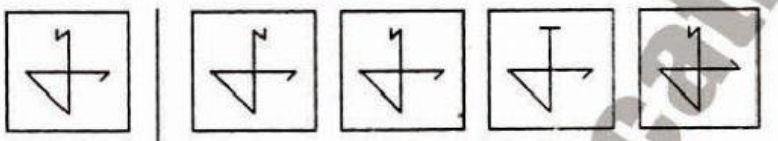

(1) (2) (3) (4)

2.

(1) (2) (3) (4)

3.

(1) (2) (3) (4)

4.

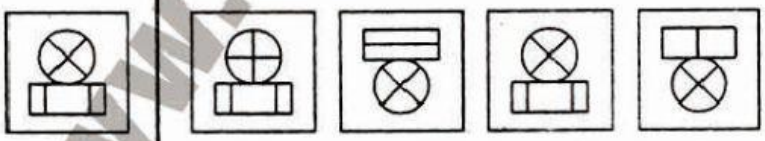

(1) (2) (3) (4)

5.

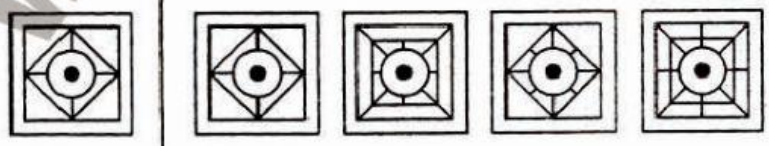

(1) (2) (3) (4)

www.ajsreducation.com

LIVEWORKSHEETS

PART – II

Directions : In Question Nos. **6** to **10**, there is a question figure on the left hand side, a part of which is missing. Observe the answer figures 1, 2, 3, 4 on the right hand side and find out the answer figure which without changing the direction, fits in the missing part of the question figure in order to complete the pattern in the question figure. Indicate your answer by number of the answer figure chosen by you in the box against the number corresponding to the question.

Question Figure **Answer Figures**

6.

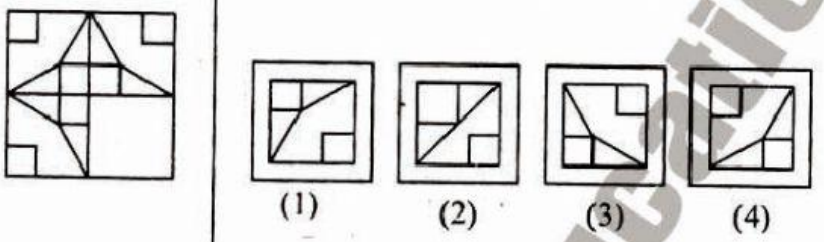

7.

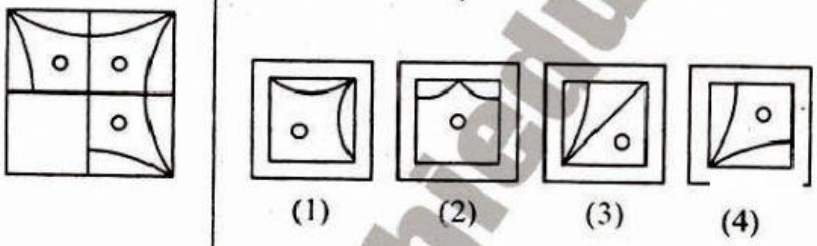

8.

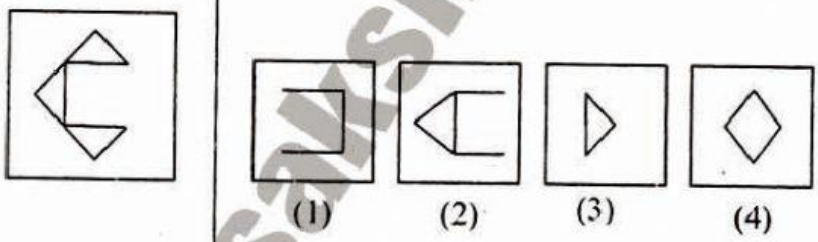

9.

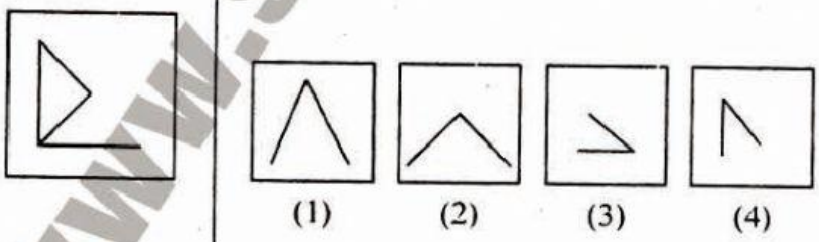

10.

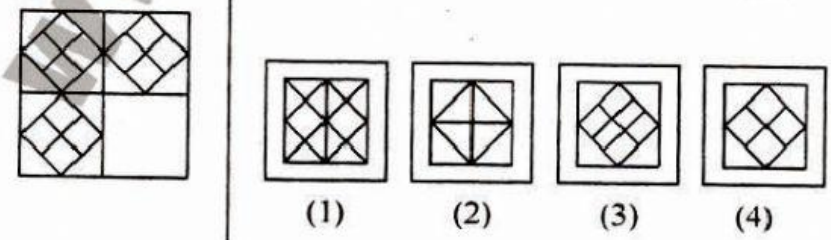

www.sakshieducation.com

LIVEWORKSHEETS

PART – III

Directions : In Question Nos. **11** to **15**, there are three question figures on the left hand side and the space for the fourth figure is left blank. The question figures are in a series. Find out one figure from among the answer figures given on the right hand side which occupies the blank space for the fourth figure on the left hand side and completes the series. Indicate your answer by number of the answer figure chosen by you in the box against the number corresponding to the question.

Question Figures | **Answer Figures**

11.

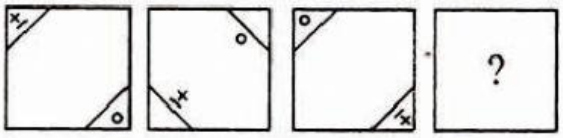

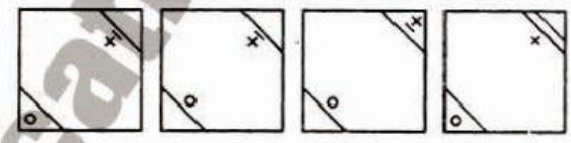

(1) (2) (3) (4)

12.

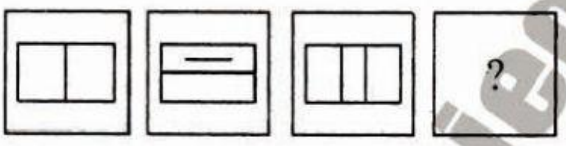

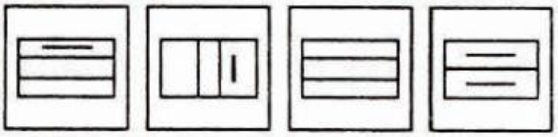

(1) (2) (3) (4)

13.

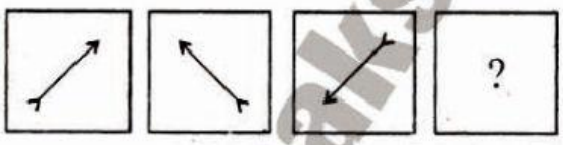

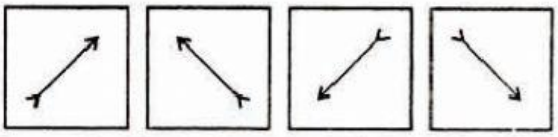

(1) (2) (3) (4)

14.

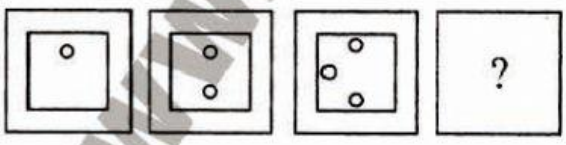

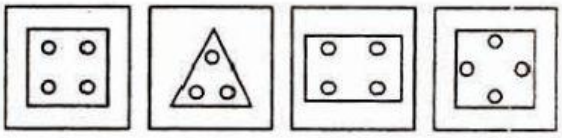

(1) (2) (3) (4)

15.

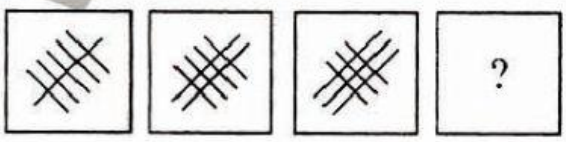

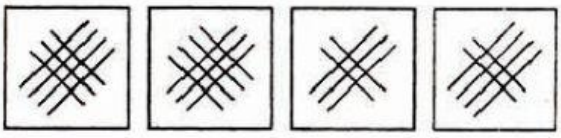

(1) (2) (3) (4)

www.sakshieducation.com

LIVEWORKSHEETS

PART – IV

Directions : In Question Nos. **16** to **20**, there are two sets of two question figures each. The second set has an interrogation '?'. There exists a relationship between the first two question figures. Similar relationship should exist between the third and fourth question figure. Select one of the answer figures which replaces the mark of interrogation. Write the number of the answer figure selected by you in the box against the number corresponding to the question.

Question Figures | **Answer Figures**

16.

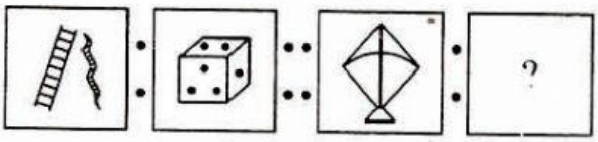

(1) (2) (3) (4)

17.

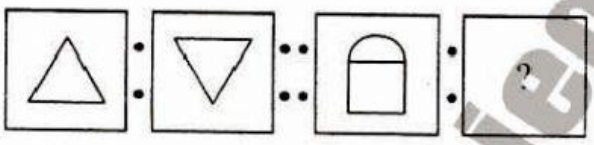

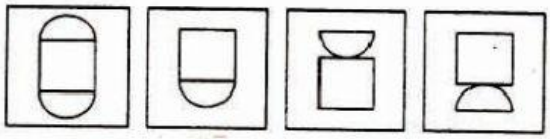

(1) (2) (3) (4)

18.

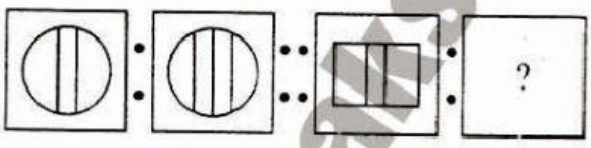

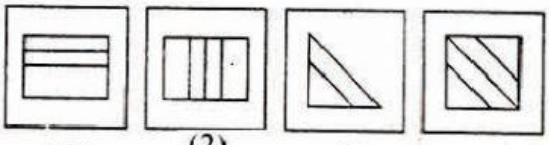

(1) (2) (3) (4)

19.

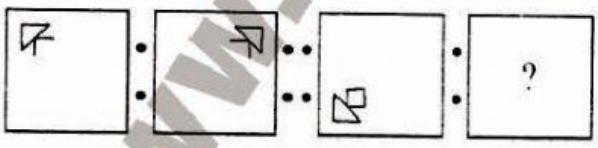

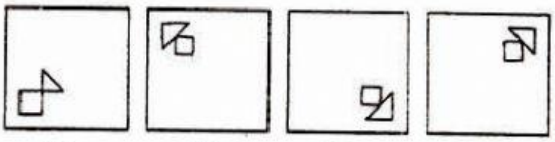

(1) (2) (3) (4)

20.

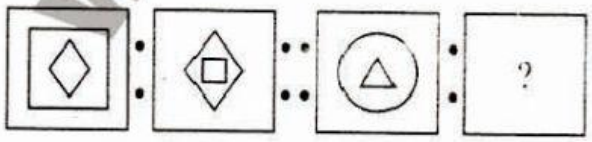

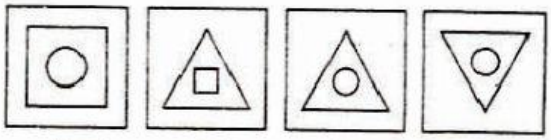

(1) (2) (3) (4)

www.sakshieducation.com

LIVEWORKSHEETS

PART – V

Directions : In Question Nos. **21** to **25**, one part of a geometrical figure (Triangle, Square, Circle) is on the left hand side as question figure and the other one is among the four answer figures 1, 2, 3, 4 on the right hand side. Find the figure on the right hand side that completes the geometrical figure and write the number given below that figure in the box against the number corresponding to the question.

Question Figure **Answer Figures**

21.

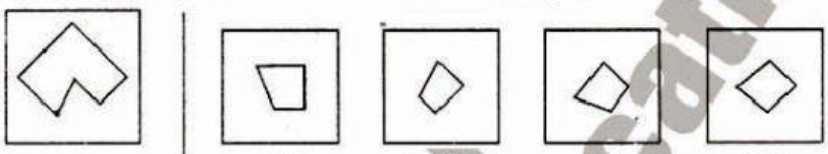

(1) (2) (3) (4)

22.

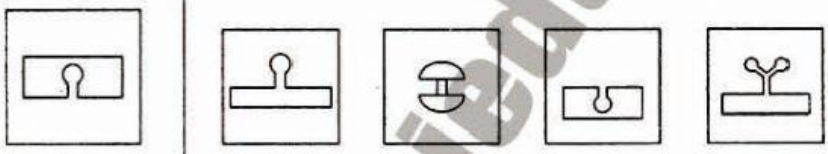

(1) (2) (3) (4)

23.

(1) (2) (3) (4)

24.

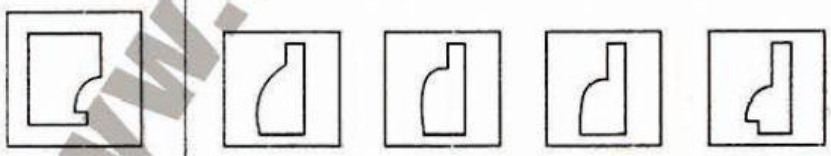

(1) (2) (3) (4)

25.

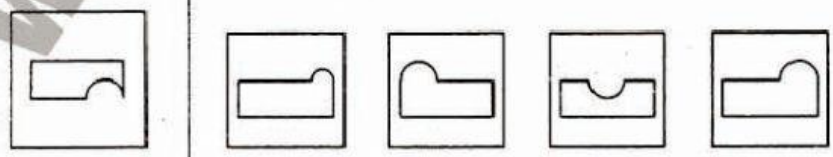

(1) (2) (3) (4)

www.sakshieducation.com

LIVEWORKSHEETS

PART – VI

Directions : In Question Nos. **26** to **30**, there is a question figure on the left side and four answer figures marked 1, 2, 3, 4 are given on the right side. Select the answer figure which is exactly the mirror image of the question figure when the mirror is held at XY. Indicate your answer by number of the answer figure chosen by you in the box against the number corresponding to the question.

Question Figure **Answer Figures**

26.

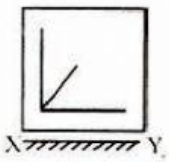

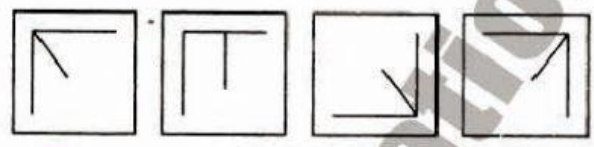

(1) (2) (3) (4)

27.

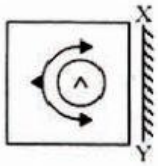

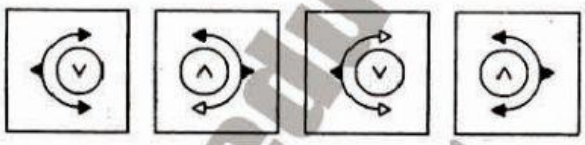

(1) (2) (3) (4)

28.

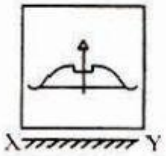

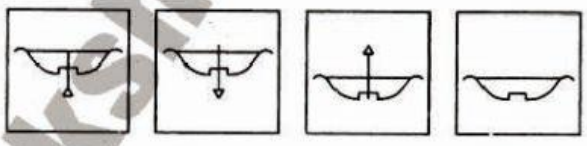

(1) (2) (3) (4)

29.



(1) (2) (3) (4)

30.

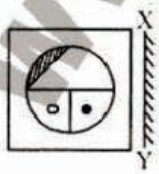

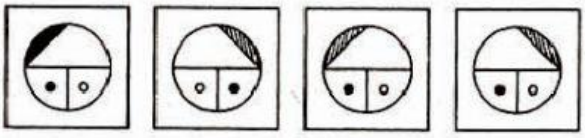

(1) (2) (3) (4)

www.sakshieducation.com
LIVEWORKSHEETS

PART – VII

Directions : In Question Nos. **31** to **35**, a piece of paper is folded and punched as shown in question figures on the left side and four answer figures marked 1, 2, 3, 4 are given on right side. Select the answer figure which indicates how the paper will appear when opened (unfolded). Indicate your answer by number of the answer figure chosen by you in the box against the number corresponding to the question.

Question Figures | **Answer Figures**

31.

(1) (2) (3) (4)

32.

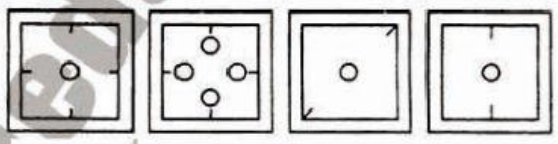

(1) (2) (3) (4)

33.

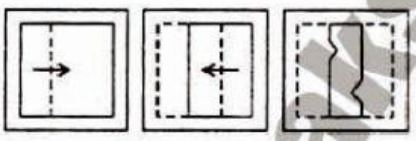

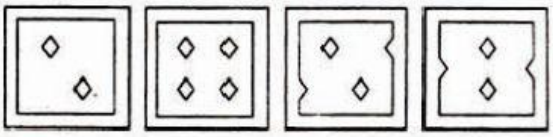

(1) (2) (3) (4)

34.

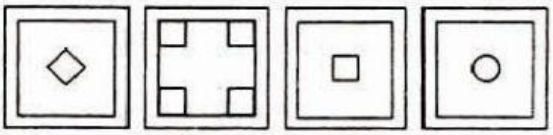

(1) (2) (3) (4)

35.

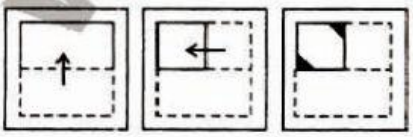

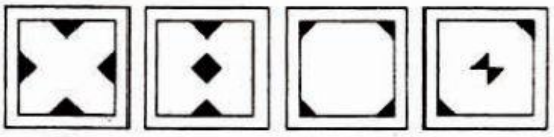

(1) (2) (3) (4)

www.sakshieducation.com

LIVEWORKSHEETS

PART – VIII

Directions : In Question Nos. **36** to **40**, a question figure is given on the left side and four answer figures, marked 1, 2, 3, 4 are given on the right side. Select the answer figure which can be formed from the cut-out pieces given in the question figure and write your answer only in English numbers (i.e. 1, 2, 3, 4) in the box against the number corresponding to the question.

Question Figure | **Answer Figures**

36.



(1) (2) (3) (4)

37.



(1) (2) (3) (4)

38.

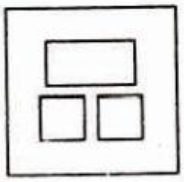

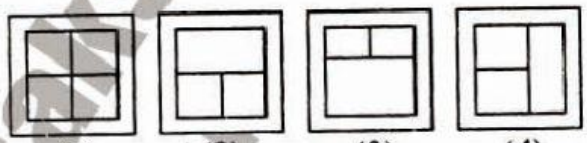

(1) (2) (3) (4)

39.

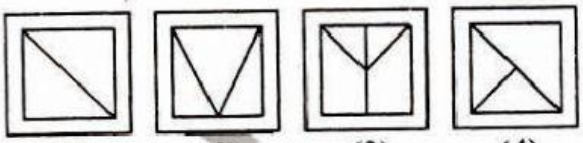

(1) (2) (3) (4)

40.

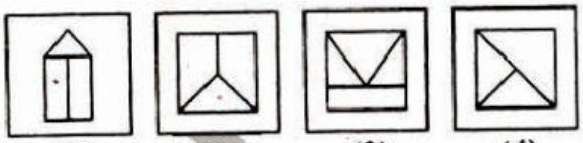

(1) (2) (3) (4)

www.sakshieducation.com

LIVEWORKSHEETS