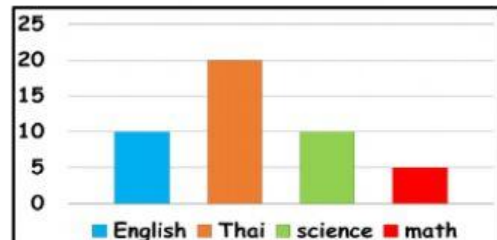
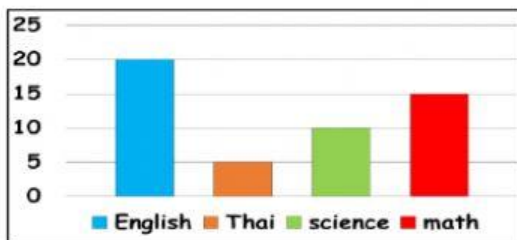
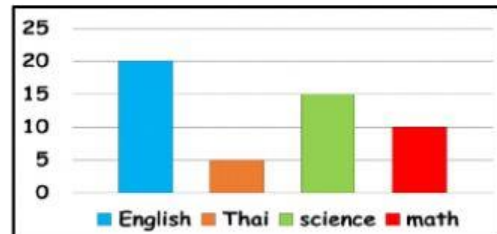
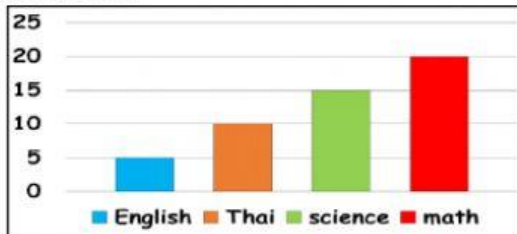


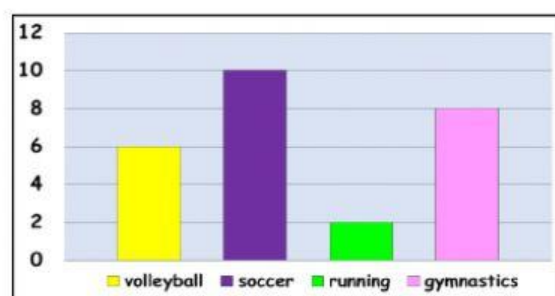
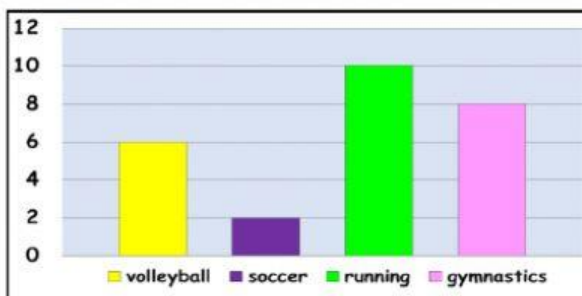
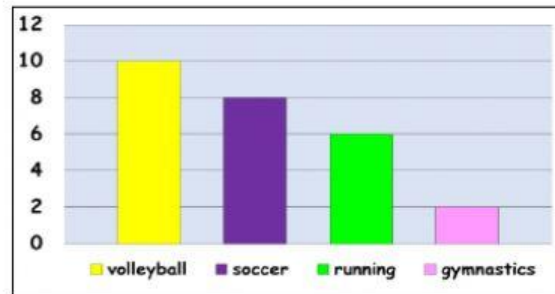
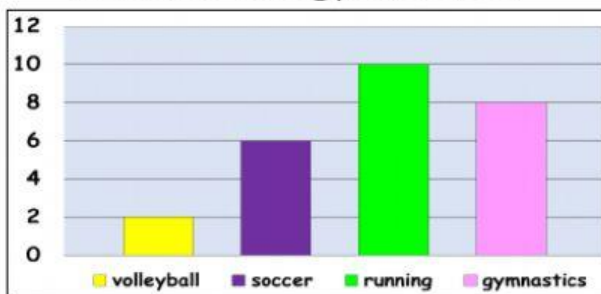
# Making Graph

Watch, learn and choose. (ดูวิดีโอ เรียนรู้เนื้อหาและเลือกคำตอบที่ถูกต้อง)

1. In Prathom 6, there are 5 students like English, 10 students like Thai, 15 students like science and 20 students like math.

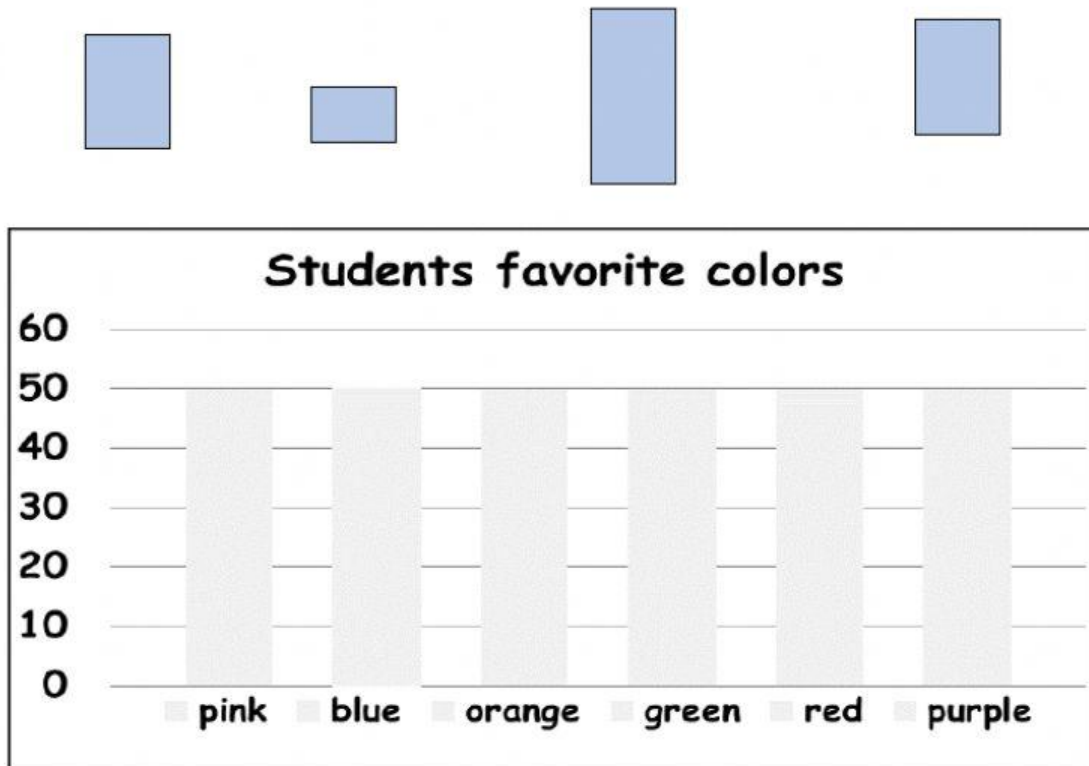


2. In Prathom 5, there are 6 students like volleyball, 2 students like soccer, 10 students like running and 8 students like gymnastics.



**Read, drag and drop.** (อ่าน ลากและวางแท่งข้อมูลลงในกราฟแท่ง)

3. In Prathom 4, there are 10 students like pink, 20 students like blue, 30 students like orange, 40 students like green, 20 students like red and 50 students like purple .



4. In Prathom 5, there are 8 students like sushi, 3 students like noodles, 9 students like salad, 10 students like pizza and 6 students like hamburger .

