

# Worksheets for Bridge Course

Classes: III, IV, V

Medium: English

Name:

Subject: Math's

Topic: weight

School Name: Ps Jeevanguda

## III. Work Sheet

1. Tick ✓ the heavier object:

a).

☐☐







b).

☐☐









c).

☐☐










2. Tick ✓ the object which is lighter

a).	 <input type="checkbox"/>	 <input type="checkbox"/>
b).	 <input type="checkbox"/>	 <input type="checkbox"/>
c).	 <input type="checkbox"/>	 <input type="checkbox"/>

3. Give the rank to the given objects in the order of decreasing the weight.

a).	 <input type="text"/>	 <input type="text"/>	 <input type="text"/>
b).	 <input type="text"/>	 <input type="text"/>	 <input type="text"/>
c).	 <input type="text"/>	 <input type="text"/>	 <input type="text"/>

4. Give the rank to the given objects in the order of increasing the weight.

a).	 <input type="text"/>	 <input type="text"/>	 <input type="text"/>
b).	 <input type="text"/>	 <input type="text"/>	 <input type="text"/>
c).	 <input type="text"/>	 <input type="text"/>	 <input type="text"/>