REVISION EXERCISE #01 - T1.1

TOPIC: 1.1 CELL STRUCTURE & FUNCTION

Answer all questions

1. The diagram shows a plant cell. Which structure is the cell membrane? (Label A, B, C, & D)

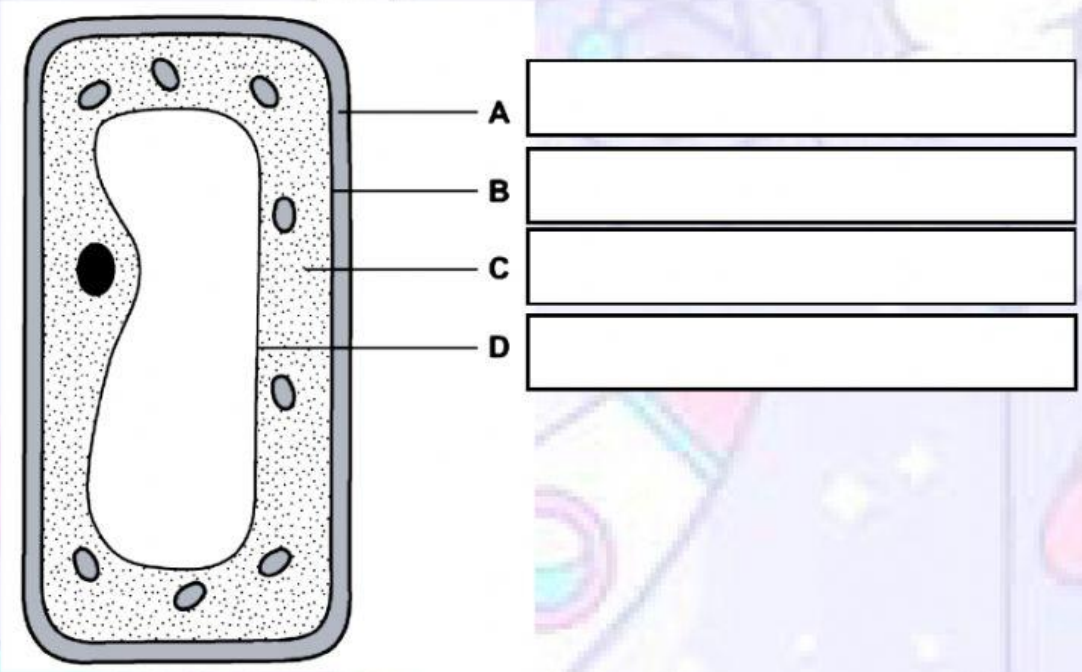

LIVEWORKSHEETS

2. Fig. 17.1 shows a root hair cell.

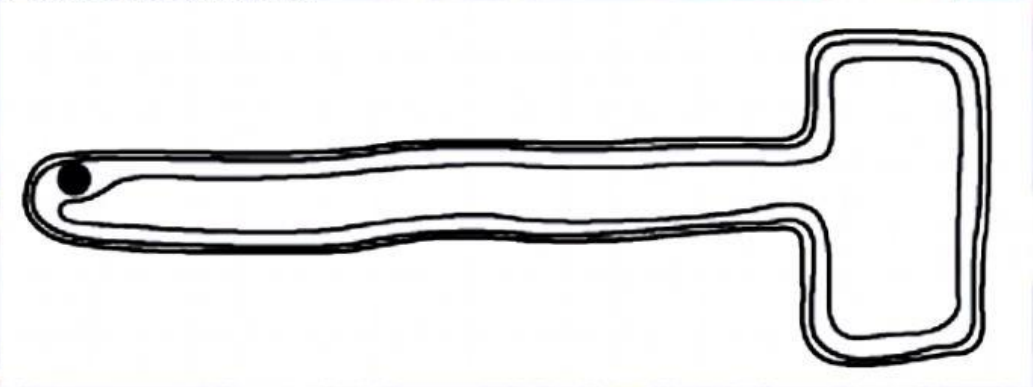

Fig. 17.1

(a) State two substances that are absorbed by a root hair cell.

1. .....

2. ..... [2]

(b) State two features of a root hair cell that makes it suitable for absorption.

1. .....

.....

2. .....

..... [2]

LIVEWORKSHEETS

3. Fig. 3.1 shows a plant cell.

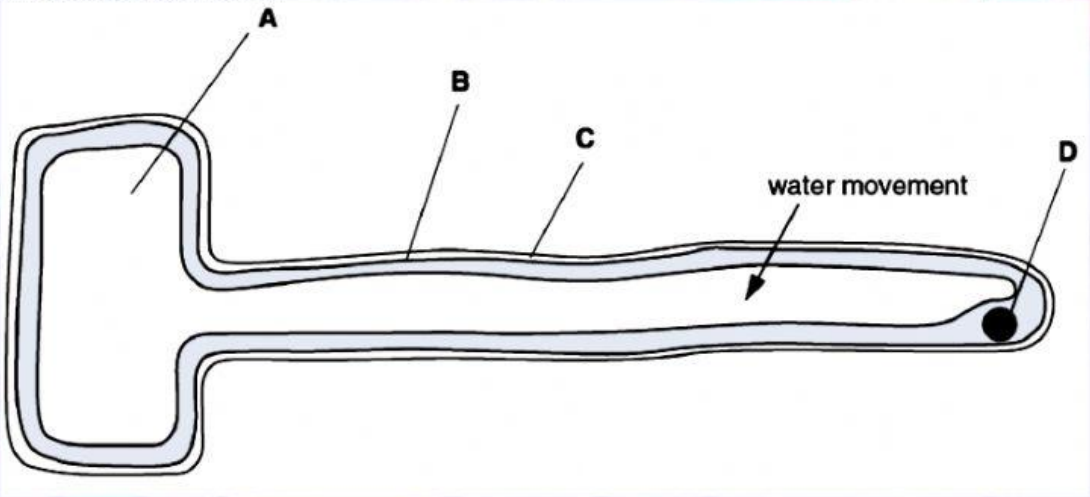

Fig. 3.1

(a) Name the parts **A**, **B**, **C** and **D**.

A .....

B .....

C .....

D .....[4]

(b) State the type of cell shown in Fig. 3.1.

.....[1]

(c) (i) Name the process by which water moves into this cell.

.....[1]

(ii) State three conditions for the process named in **(c)(i)** to occur.

1. .....

2. .....

3. .....[3]

LIVEWORKSHEETS