REVISION EXERCISE #01 - T1.1

TOPIC: 1.1 CELL STRUCTURE & FUNCTION

Answer all questions

1. Which structures are present in animal cells?

	cell membrane	cell wall	cytoplasm
A	✗	✔	✔
B	✔	✗	✔
C	✔	✔	✗
D	✔	✔	✔

key

✔ = structure present
✗ = structure absent

2. The table shows the main functions of red blood cells and root hair cells.

Which row is correct?

	red blood cell	root hair cell
A	absorption	absorption
B	absorption	transport
C	transport	absorption
D	transport	transport

3. Which part of the structure of a root hair cell is the site of uptake of water?

A cell membrane

B cell wall

C cytoplasm

D sap vacuole

LIVEWORKSHEETS

4. The yellow part of a hen's egg is a large cell containing a lot of yolk. The diagram shows an unfertilised hen's egg.

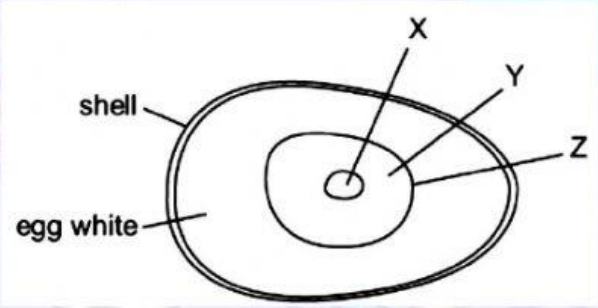

What do the labels represent?

	cell membrane	cytoplasm	nucleus
A	X	Y	Z
B	X	Z	Y
C	Z	X	Y
D	Z	Y	X

5. Which feature of a root hair cell indicates that it is from a plant and not from an animal?

A cell membrane

B cell wall

C chloroplast

D cytoplasm

6. What may be found in both animal and plant cells?

A cellulose cell wall

B chloroplast

C starch grain

D vacuole or vacuoles

LIVEWORKSHEETS

7. A cell is being examined. Which feature would enable you to identify it as a plant cell or an animal cell?

A The cell contains a single large sap vacuole space.

B The cell contains glucose and amino acids.

C The cell contains stored fat.

D The cell surface membrane is partially permeable.

8. The diagram shows a plant cell. Which structure controls the passage of substances into and out of the cell?

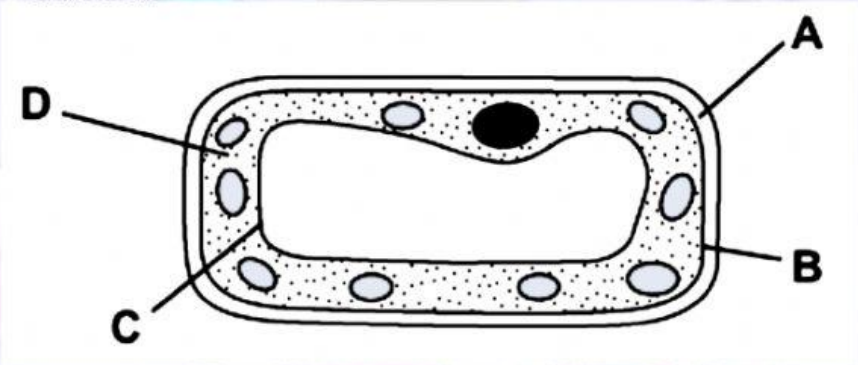

9. A mixed culture of living and non-living cells is placed in a red stain. Only non-living cells take up the stain. Which structure prevents the stain entering the living cells?

A cell membrane

B cell wall

C cytoplasm

D vacuole

LIVEWORKSHEETS

10.The table shows some characteristics of four types of cell.

Which cell could be a root hair cell?

	nucleus	chloroplast
A	✓	✓
B	✓	✗
C	✗	✓
D	✗	✗

key

✓ = present

✗ = absent

11 Which structure in the plant cell contains chromosomes?

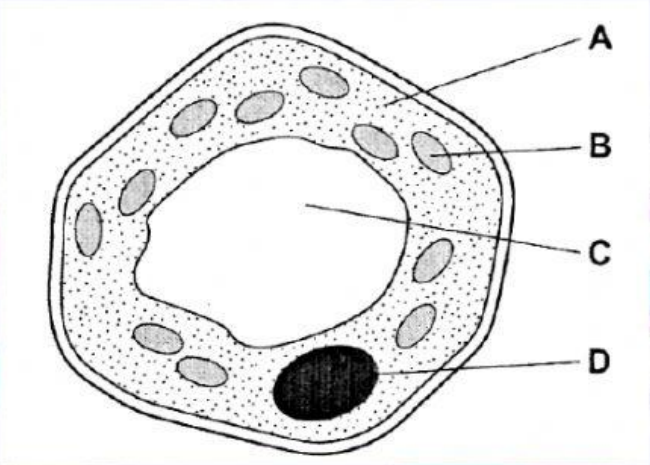

LIVEWORKSHEETS