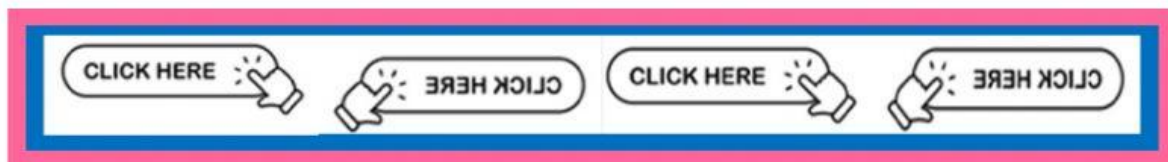




Cooking around the world

1- Expanding vocabulary. Countries and food

1a) Do the following worksheet




1b) Practice for a future challenge. Let's play a fruit and vegetable guessing game.

Read the riddles and guess the food.



- a- They are red, they are big. They are for salads.
- b- They are violet, they are a fruit they are big, juicy and sweet.
- c- They are very small and green. They are for salads, tortillas and soups.

d- They are an orange circle, and no, they are not oranges, they are big juicy and sweet. They are for juice too.



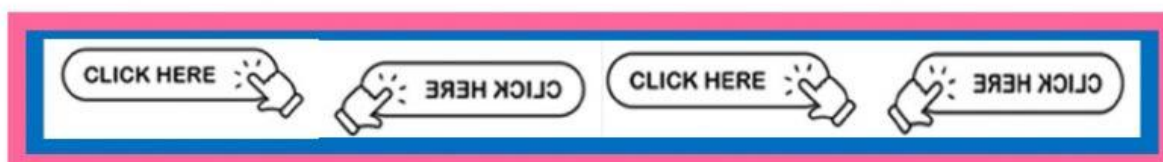
e- They are long and green. They are for salads. You can make gazpacho with them

f- They are long. Minions love them.

g- They are long and thin Rabbits and horses love them.

1c) Write two riddles for me and read them in two separated audios:

1d) How about we learn about sweets and desserts? Complete the following worksheet



1e) All kind of meats. Click on the meat.

Tuna	Pasta	Bread	Ice cream	Custard	Beans	Cucumber	Salad	T-bone
Tomato	Ham	French fries	Biscuits	Cheese	Shellfish	Toast	Pig	Carrots
Banana	Cake	Chicken	Soup	Milk	Yogurt	Cow	Strawberry	Sweet potatoes
Apples	Pancakes	Hamburger	Fish	Onions	Lamb	Celery	Sugar	Salt
Pear	Pepper	Sausage	Sandwich	Steak	Hot dog	Porridge	Seafood	Tangerine

U K Z A I L X T U N A G Z F
 Q R P P A C T M F Q M T S L
 M T D P E T M A A K I W I O
 K A A L M H B N P L Q X J X
 Q N N E H M W G E E L P I L
 T G U X O L A O A T M N A J
 O E H W N C T F R O P Q B P
 M R N R E A E N I R J B D E
 A I Z M Y L R R G A L A P A
 T N N E D A M S R N A N L C
 O E X P E F E S A G G A U H
 X X V D W A L O P E C N M E
 S X J M J T O S E S L A S S
 L N N C P E N U S L W Q U E

1f- Find these
fruits and one
mystery one:

Apple, Calafate,
Honeydew, Mango,
Peaches, Plums,
Tomato, Grapes,
kiwi, Oranges,
Pear, Tangerine,
Tuna

The mistery fruit
is:

1g- Oh no!!!

there is a rat in the kitchen, watch the video. What can you do?

Match the pictures with the word.



Eat

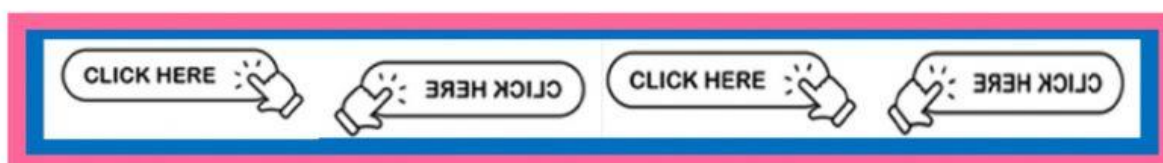
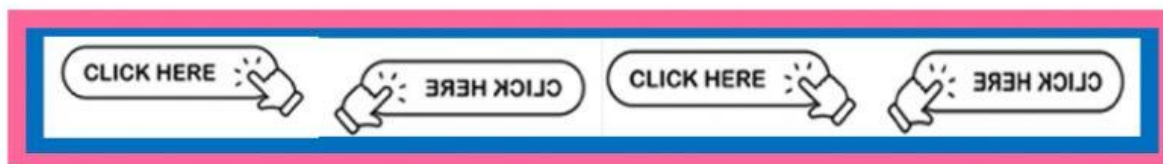
Cook

Feed

Garden/grow



1h) More cooking verbs. Do the following worksheets.



2- Grammar.

2a) Do you remember present continuous and imperatives?

To tell recipes we always use present simple and imperatives sentences. Imperative sentences (page 78 Student's book Today 1)

They don't have subject. E.g.

Stop!, Don't fall, Call me, Don't shout, boil, don't burn the sausages.

2b) Complete the sentences with the correct form of the verb in brackets.

You are watching a cooking show and you are talking on the phone with a friend. Tell your friend the recipe.

- * _____ the strawberries, bananas and milk in a blender. (Blend)
- * She _____ the eggs and the sugar first. Then she _____ the milk. Finally she _____. (Mix, Pour, Knead)
- * First they _____ spaghettis then they _____ the chicken. Finally they _____ all together. (Boil, Fry, Mix)
- * First _____ the butter on the toast then _____ some eggs. Finally _____ all together (Spread, Whisk, Cook)

* She _____ the potatoes then she _____ oil and finally she _____ the potatoes. Oh and she _____ mustard on them. (Cut up, Boil, Fry, Put)

3- Writing and speaking skills:



4- Researching. Describing countries and recipes

