Name : Class :

1. Acitivity below shows that living things and non-living things have mass and occupy space. Complete the table.

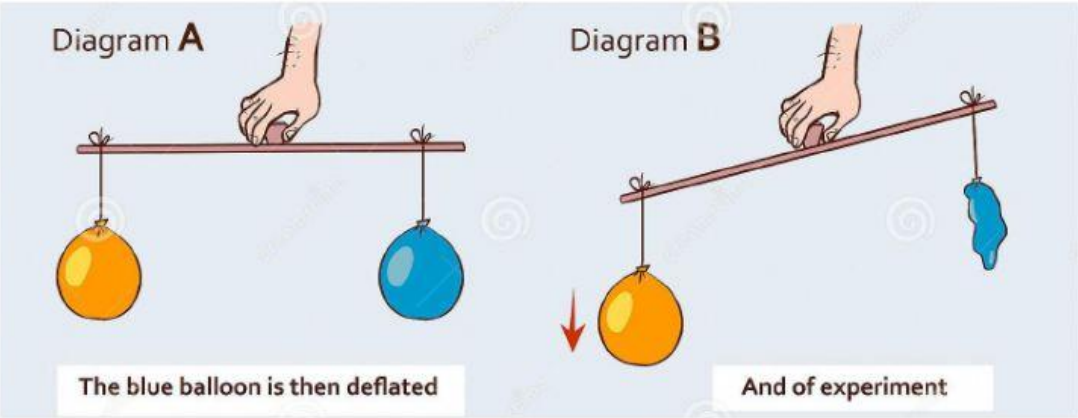

Obseravtion	The air in blue balloon escapes and the ruler tilts to the left.
Conclusion	Air has ..... and ..... space.

2.

A boy found that his flat bicycle tyre was inflated after being pumped. Why does this happen. Fill in blanks.

Air .... in the bicycle tyre.

3. Choose '**Yes**' on the substances which are **matter** and '**No**' on the substances which are **not matter**.

Smoke from factory	
Sound	
Lightning	
Soil	

LIVEWORKSHEETS

4. Diagram below shows particles arrangement in three states of matter. Which of the object represents the matter.

	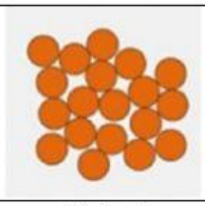	
Object	Object	Object

5. Based on the diagram below, choose the states of matter.

6. Complete the diagram below.

Melting	Condensation	Freezing

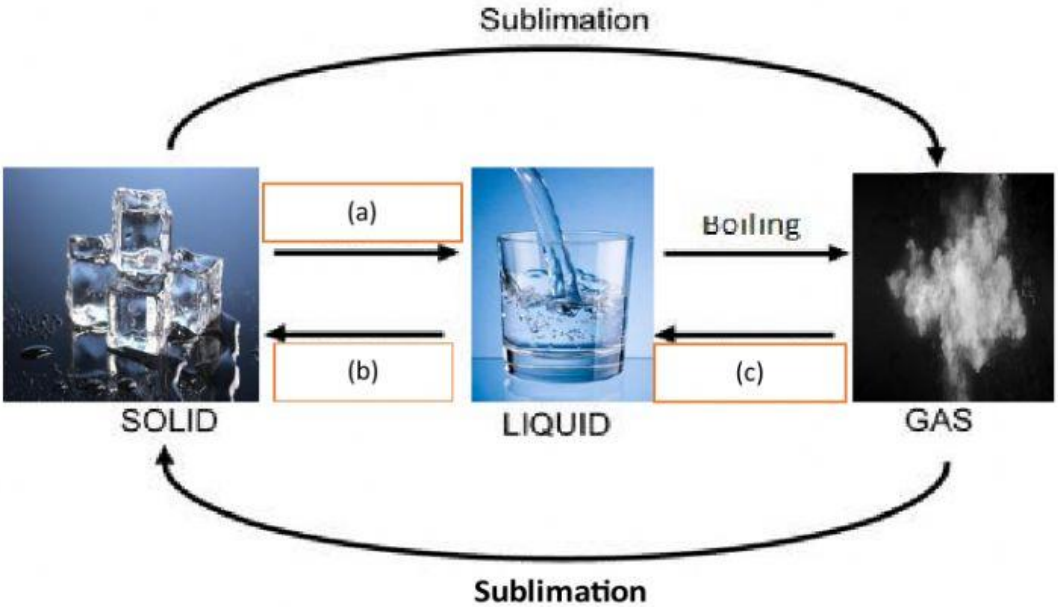

LIVEWORKSHEETS

7. State the changes of state of matter in everyday situation below:

Drying wet clothes under the sunlight	Ice-cream melts

Water is heated in a kettle	Dew is formed on leaves

8. State **'Heat absorbed'** or **'Heat released'** on the statement below.

Statement	Heat absorbed/Heat released
Ice cream melts at room temperature.	
Water freezes into ice.	
Wet clothes dry in the sun.	
Water is heated in a kettle.	

LIVEWORKSHEETS