

# Listening and Speaking

## Part 1

Listen and draw a line from the day to the correct picture:

Monday

Tuesday





Wednesday

Thursday

Friday

Saturday

Sunday




## Part 2

– 5 questions –

Listen and tick (✓) the box. There is one example.


Where did Jim see the film?



A ☐



B ☐



C ☒


1 Where did the rabbits in the film go?



A ☐



B ☐



C ☐


2 Where did the children have their lunch?



A ☐





B ☐



C ☐





MOVERS - SPEAKING SECTION. Find the Differences, speak up!



Blank space for writing a description of the first picture.

2



Blank space for writing a description of the second picture.

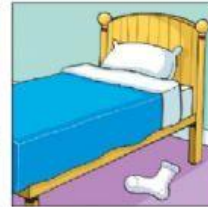


3



Blank space for writing a description of the third picture.

4

MOVERS - SPEAKING SECTION. Picture Story, write a description for each picture and read it to the teacher.



MOVERS - SPEAKING SECTION. Speake up! Talk about prepositions of place and action verbs with the teacher.