A. Directions: Study the picture and tell whether it represents sound or silence. Choose the correct answer.

1.

sound silence

2.

sound silence

3.

sound silence

4.



sound silence

5.

sound silence

6.

sound silence

7.



sound silence

8.



sound silence

LIVEWORKSHEETS

B. Look at the picture and identify the corresponding symbol to its clap. Choose the correct answer.

1.

a. b.  c.

2.

a. b. c.

3.

a. b. c.

4.

a. da, di-di, da, rest b. da, da, da, rest c. rest, da, da, da

LIVEWORKSHEETS

C. Read the question carefully and choose the correct answer.

1. What can represent a steady beat by drawing?

   a.

   b.

2. A steady beat keeps on going until a song is over or the music stops.

   a. True b. False

D. Count the steady beat in each line of the song and write your answer on the blank.

1. Head, shoulders, knees, and toes, knees and toes =_____.
2. Humpty Dumpty sat on a wall =_____.
3. Old MacDonald had a farm, E I E I O =_____.

LIVEWORKSHEETS