UNIT 3

Face and body

LESSON 1

1 Look and read. Put a tick ✔ or a cross ✘ in the box.

1 nose ✘

2 eye ☐

3 ear ☐

4 hair ☐

5 mouth ☐

6 nose ☐

2 Look at the pictures. Look at the letters. Write the words.

1 face — e f a c

2 ____ — o e s n

3 ___ — y e e

4 _____ — o u t m h

5 ___ — a r e

6 _____ — e d a h

3 Listen and write the word. CD3 15

1 ear

2 .....

3 .....

4 .....

5 .....

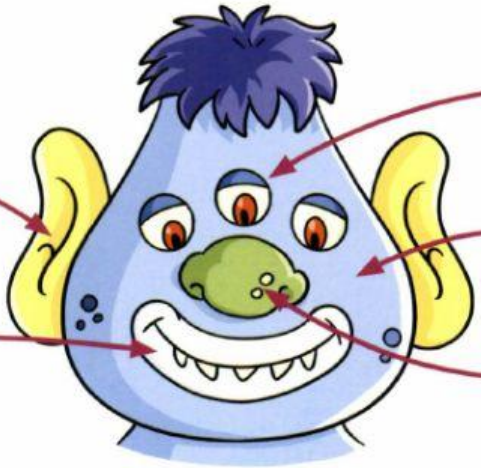

LIVEWORKSHEETS

1 Read and colour.

Her face is green.
Her ears are blue.
Her hair is purple.
Her nose is red.
Her eyes are yellow.
Her mouth is brown.

2 Listen and tick ✔ or cross ✘. CD3 16

1 Lil's face is green. ✔
2 Her hair is purple. ☐
3 Her eyes are red. ☐
4 Her mouth is brown. ☐
5 Her nose is blue. ☐
6 Her ears are yellow. ☐

3 Look and write.

1 ....ear....

2 .....

3 .....

4 .....

5 .....

LIVEWORKSHEETS

UNIT 3 LESSON 3

1 Listen and colour. CD3 17



2 Read and match.

hair eyes nose mouth head ears face

3 Look at the pictures and read the questions. Write one-word answers.

1 How many eyes are there? three
2 How many ears are there? .....
3 How many noses are there? .....
4 What's next to the ears? .....
5 What's next to the face? .....

LIVEWORKSHEETS

1 Listen and colour. CD3 18



2 Look and read. Write *yes* or *no*.

1 Tony's feet are big. yes
2 Alex has got two noses. .....
3 Anna's hair is blue. .....
4 Tony has got three legs. .....
5 Bill is wearing a hat. .....
6 Bill has got four arms. .....

3 Look at the picture and read the questions. Write one-word answers.

1 Who's got four arms? Bill
2 How many legs has Tony got? .....
3 Who's got three eyes? .....
4 Are Anna's feet big or small? .....
5 Who's smiling? .....

LIVEWORKSHEETS

UNIT 3 LESSON 5

1 Look at the pictures. Look at the letters. Write the words.

1 body — y b o d

2 ___ — m a r

3 ____ — o t f o

4 ____ — a i r h

5 ____ — a d n h

6 ___ — e g l

2 Listen and draw lines. Colour the picture. CD3 19



What is it? .....

3 Find the words.

ball dog hat
arms legs
kite monster



LIVEWORKSHEETS

1 Look at the pictures and write the words.

1 monster 2 ..... 3 ..... 4 ..... 5 .....

2 Listen and draw lines. CD3 20



3 Look and read. Put a tick ✔ or a cross ✘ in the box.

1 This is a ball. ✘

2 This is a hat. ☐

3 These are eyes. ☐

4 These are arms. ☐

5 This is a kite. ☐

6 These are feet. ☐

LIVEWORKSHEETS

UNIT 3 LESSON 7

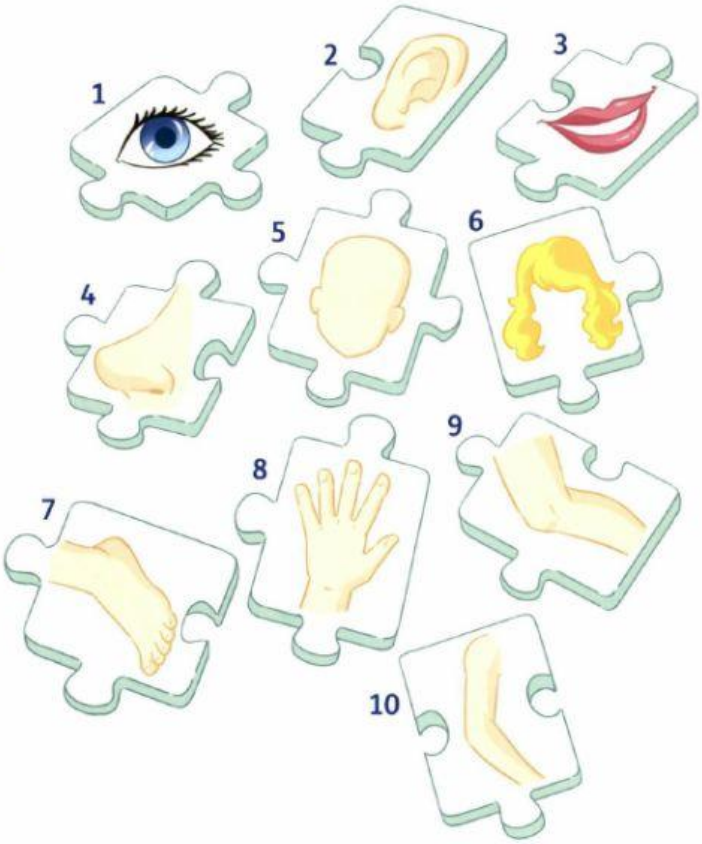

1 Look and read. Write *yes* or *no*.

1 Number one is an eye. ....yes....
2 Number four is mouth. .....
3 Number three is a leg. .....
4 Number seven is a foot. .....
5 Number five is a head. .....
6 Number nine is a hand. .....

2 Read and tick ✔.

I've got one mouth ☑ / two mouths ☐.
My mouth is big ☐ / small ☐.
My nose is big ☐ / small ☐.
I've got one foot ☐ / four feet ☐.
I've got two legs ☐ / three legs ☐.
My hands are big ☐ / small ☐.

3 Write the answers for you.

1 How many eyes have you got? .....
2 How many mouths have you got? .....
3 How many feet have you got? .....
4 What colour is your hair? .....
5 What colour are your eyes? .....

LIVEWORKSHEETS