






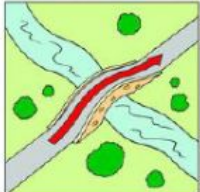

II. READING

6. Look, read and number. 

			
<input type="text"/>	<input type="text"/>	<input type="text"/>	<input type="text"/>
The children are looking for objects on the list.	The rescue services arrive.	Mr. Taylor breaks his leg.	They find a ghost orchid.

			
<input type="text"/>	<input type="text"/>	<input type="text"/>	<input type="text"/>
The children are staying in a campsite.	Mr. Taylor's photo is in the newspaper.	A badger appears in the campsite.	Mr. Taylor gives instructions to get to the camp.

III. GRAMMAR. GIVING DIRECTIONS. Learn.

				
<input type="text"/>	<input type="text"/>	<input type="text"/>	<input type="text"/>	<input type="text"/>
Turn right	Go straight on	Turn left	Go over the bridge	Go round

7. 1 Read and choose the right one. **James is at school!!!**

B. How does James get to Monika's house?

James leaves the school and turns **right** ☐ **left** ☐.

He walks along **Lake Street** ☐ **Queen Street** ☐.

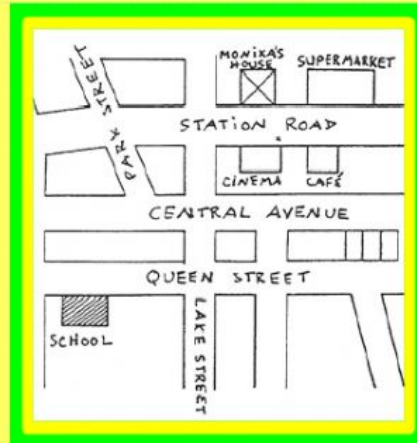
He takes **the second** ☐ **the first** ☐ turning **on the left** ☐ **on the right** ☐.

Then he **goes straight on** ☐ **turns left** ☐.

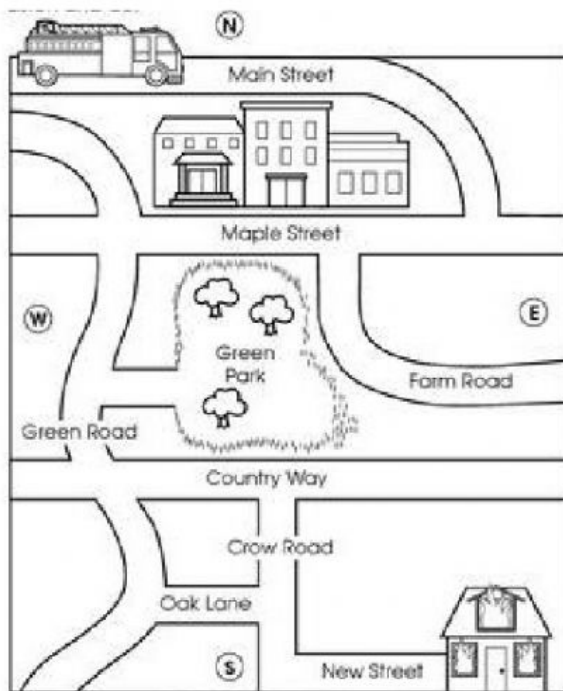
He **goes past** ☐ **goes as far as** ☐ Station Road.

Monika lives in **Park Street** ☐ **Station Road** ☐.

Her house is **opposite** ☐ **next to** ☐ the cinema, **behind** ☐ **near** ☐ the supermarket.



7.2 Now give instructions to the firefighters to reach the house on fire. Choose and write.



1. Go along Main Street.
2. _____ at Maple street.
3. Go _____ on.
4. _____ at the second street.
5. Go straight on.
6. Go _____ Park.
7. Turn _____ at Country Way.
8. Turn _____ at the first corner.
9. Go to the end _____
10. _____ left to New Street.

Straight

Turn right

round

left

turn

Turn left

right

of the street

8. Follow the instructions. WHERE ARE YOU?

Instructions:

1. Go to the end of the path, turn left. Go straight on. Turn right at the signpost. Go to the end of the path. Where are you?

In the

2. Go to the end of the path, turn right. Go straight on. Go over the bridge. Turn left. Go round the lake. Turn left again. Go to the end of the park. Don't turn left, Don't turn right. Where are you?

In the

3. Go straight on. Turn right. Turn left at the signpost. Go to the end of the path. Go over the bridge. Turn left. Go round the lake. Turn left. Turn left again. Go straight on and go over the bridge. Go straight on and turn left. Turn right at the signpost. Go straight on. Go over the gate. Where are you?

In the

