Giving directions worksheet
Asignatura de Inglés
Unidad 2: Around Town.

Name:_____
Grade:_____
Date:_____

1.- Look at the picture and complete it using vocabulary of giving directions.



_____ _____ _____ _____ _____

2.- Look at the map and answer the questions, using the preposition of place in brackets.

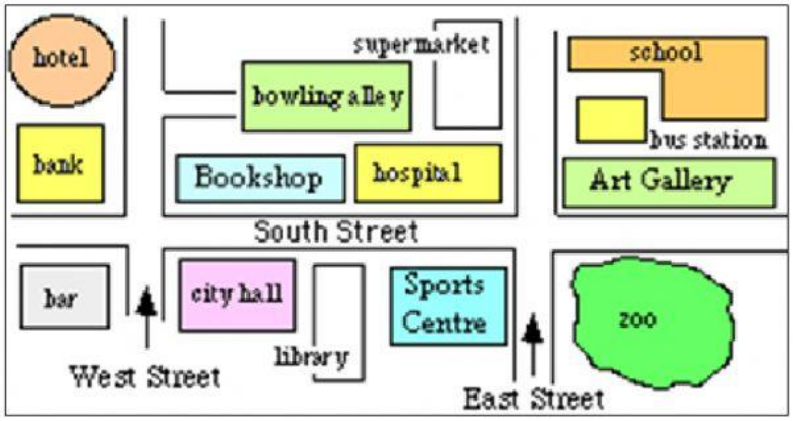

1.- Where is the library? (between)

It's _____

2.- Where is the bowling alley? (behind)

_____

3.- Where is the hotel? (next to)

_____

4.- Where is the zoo? (opposite)

_____

LIVEWORKSHEETS

3.- Look at the map from exercise 2 and complete the sentences with the correct preposition.

1. **The hospital is _____ the bookshop.**
2. **The school is _____ the bus station.**
3. **The bar is _____ the bank.**
4. **The bus station is _____ the school and the art gallery.**
5. **The city hall is _____ the library.**

4.- Look at this map and write the directions. You are at "X".

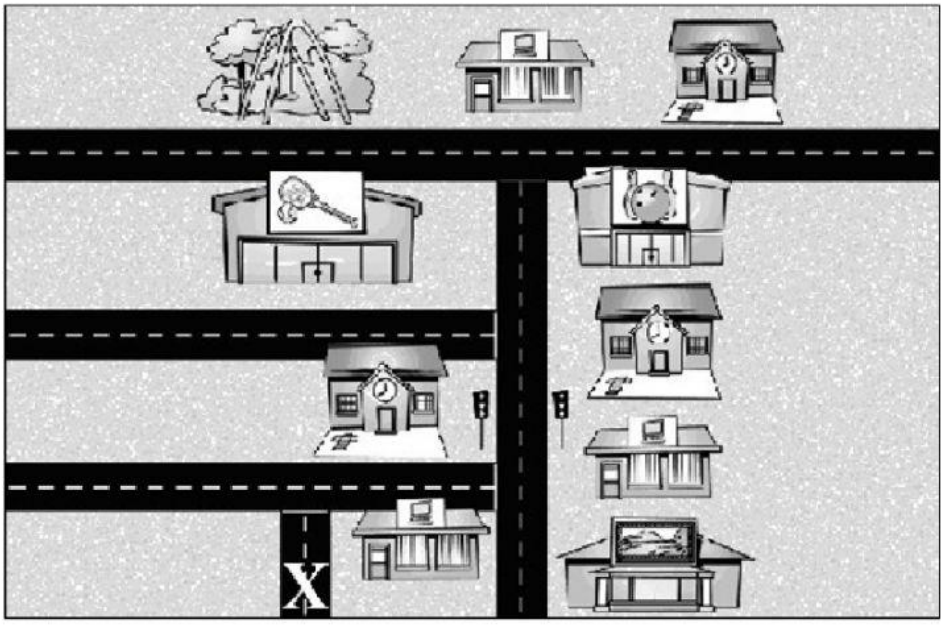

a) **A: Excuse me, can you tell me where the bowling alley is, please?**

B: Yes.

_____

_____

A: Thank you very much.

B: _____

b) **A: Excuse me, is there a park near here?**

B: Yes.

_____

LIVEWORKSHEETS

_____

A: _____

B: _____

5.- Now, have a look at this map and write a complete dialogue. You are at the "X".

a) (ask and give directions to go to the restaurant)

A: _____

B:_____

_____

A: _____

B:_____

b) (ask and give directions to go to the cinema)

A: _____

B:_____

_____

A: _____

B:_____

LIVEWORKSHEETS