



Chapter

10

Capacity

Worksheet 1 Comparing capacities

Refer to Textbook page 58

1. Match the labels to the correct mug.



•

Empty



•

Nearly empty



•

Half full



•

Nearly full



•

Full



2. Fill in the blanks with **full**, **nearly full**, **half full** or **empty**.

(a)



(b)



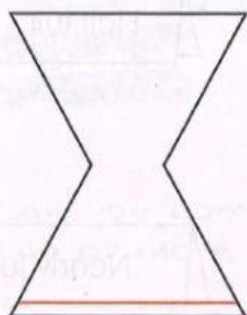
(c)



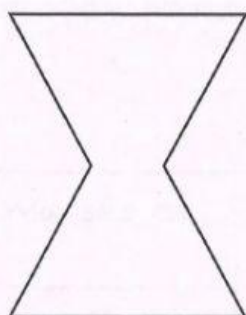
(d)



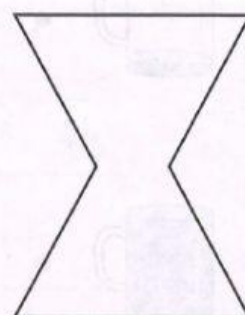
3. Draw a line on each container to show the water level.
One has been done for you.



nearly empty




half full



nearly full

4. (a) Which container can hold more?

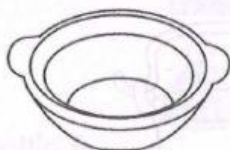


A



B

(b) Which container can hold less?



A




B

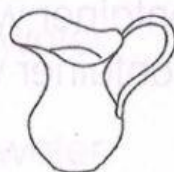
5. (a) Which container can hold the least?



A



B



C

(b) Which container can hold the most?



A



B



C




6. (a) Which container has the smaller capacity?



A



B



B

(b) Which container has the larger capacity?



A



B



B

*7. Circle the container with the smallest capacity.
Colour the container with the largest capacity.

