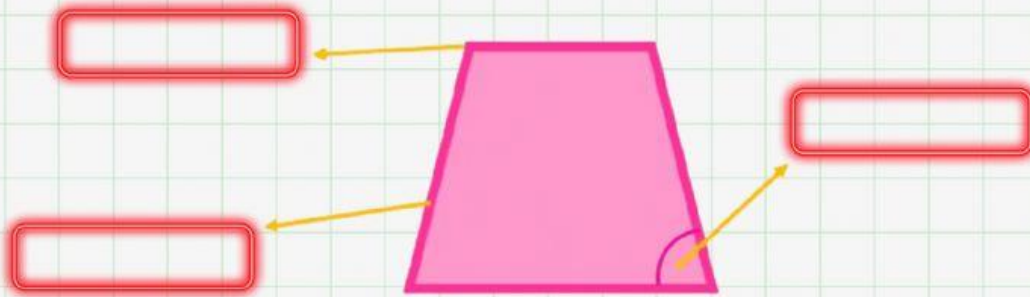



**CEDAM BILINGUAL SCHOOL**  
**POLYGONS AND SYMMETRY WORKSHOP**  
**THIRD GRADE**



1. Select each part of the polygon:



2. Match **with a line** the polygon with its name:



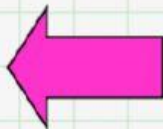
Triangle

Quadrilateral

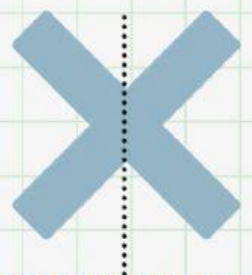
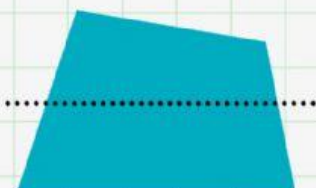
Pentagon

Hexagon

3. Select **only** the polygons:



4. Look at the geometric shapes and choose which ones are symmetrical:



5. Complete the picture in order to make it symmetrical:

