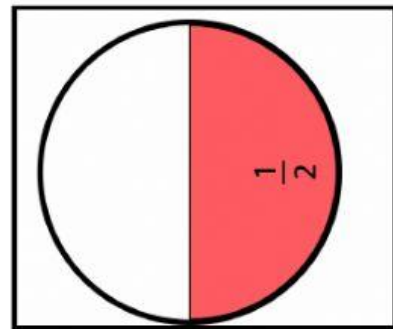
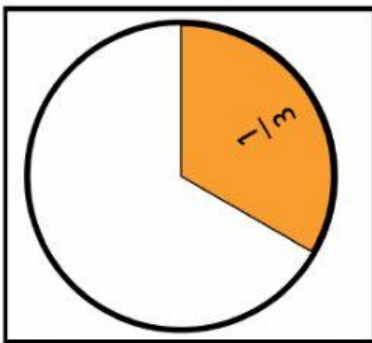
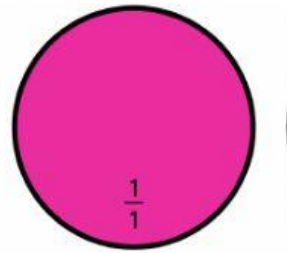


Name _____

Date _____


Level 2

1. Look at the circle. This is a whole unit. Point to the picture that shows a half of this circle.

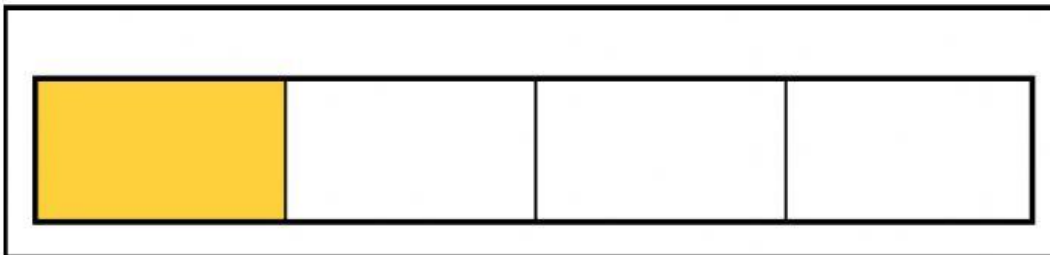


“ Point to on behalf of the circle”
“ Where is the picture that shows half of the circle?”

2. Look at the pictures. They both show fractions of a bar. Which fraction is bigger?




$$\frac{1}{2}$$




$$\frac{1}{4}$$

“Which bar has a bigger shaded area?”
“One half is bigger than one fourth. Which picture shows one half?”

3. This is a whole pizza. It is split into 8 slices. Each slice is a fraction of the pizza.
Which fraction is bigger?





$$\frac{1}{8}$$




$$\frac{1}{2}$$

“Which fraction of the pizza is bigger”
“What is bigger, one slice or 4 slices?”

4. A whole watermelon was cut into 9 slices. Which fraction represents one watermelon slice?



$$\frac{1}{2}$$



$$\frac{1}{9}$$

“Point to one of the 9 slices”
“Which picture shows one unit fraction of the whole watermelon?”