Unit 3 Body Systems and Function

How does my body work?

I will learn

- what makes up the circulatory system and how it works.
- what makes up the respiratory system and how it works.
- what makes up the nervous system and how it works.

1 Look and label each body system.

circulatory system respiratory system nervous system

_____ _____ _____

2 With a partner, decide which body system is involved in each situation. Write CS (circulatory system), RS (respiratory system), or NS (nervous system).

1. You inflate a balloon. _____
2. You burn your fingers and it hurts. _____
3. You feel your heartbeat on your neck or wrist. _____

3 With a partner, discuss what you think the role of each body system is.

Think!

How does your skin protect your body?

Lesson 1 · What is the circulatory system?

Key Words

- tissue
- organ
- system
- circulatory system
- artery
- capillary
- vein
- heart

1 Read, look, and, with a partner, describe where your heart is in your body. Then complete the statements.

Cells to Organs

The smallest part of your body that is alive is a cell. Cells are the basic units of all living things. The tiniest organisms are made of only single cells. Larger organisms are made of many cells, maybe trillions of them.

Have you ever noticed that teamwork is a great way to get work done? Cells in larger organisms often work together in tissues. A **tissue** is a group of the same kind of cells that work together to do the same job.

Tissues join with other types of tissues to form organs. An **organ** is a group of different tissues that join together into one structure. These tissues work together to do one main job in the body. Your heart, eyes, ears, and stomach are all organs. Organs that work together are called an organ system.

A **system** is a set of things that work together as a whole.

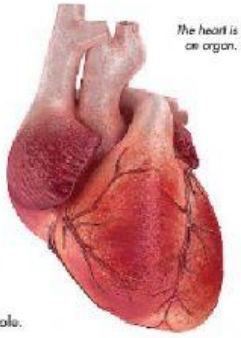

The heart is an organ.

1. Cells work together to form _____.
2. Tissues join with other tissues to form _____.
3. Organs work together to form an _____.

2 Read and underline what the circulatory system includes. Then circle three kinds of blood vessels.

Circulatory System

The **circulatory system** moves blood through the body. It includes the heart, blood, and blood vessels. Blood vessels are like highways for blood cells. The three kinds of blood vessels are arteries, capillaries, and veins. Most arteries carry blood with lots of oxygen.

LIVEWORKSHEETS

veins capillaries arteries toward away from

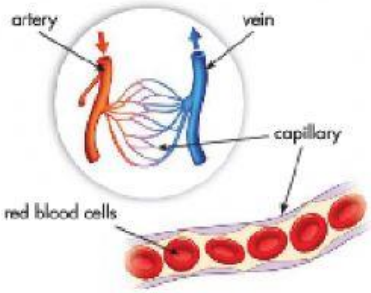

_____ have the thinnest walls and are used to transport oxygen and nutrients. They also join together to form _____. Veins carry blood _____ the heart. _____, on the other hand, have thick muscular walls, and they carry blood _____ the heart.

Parts of the Heart

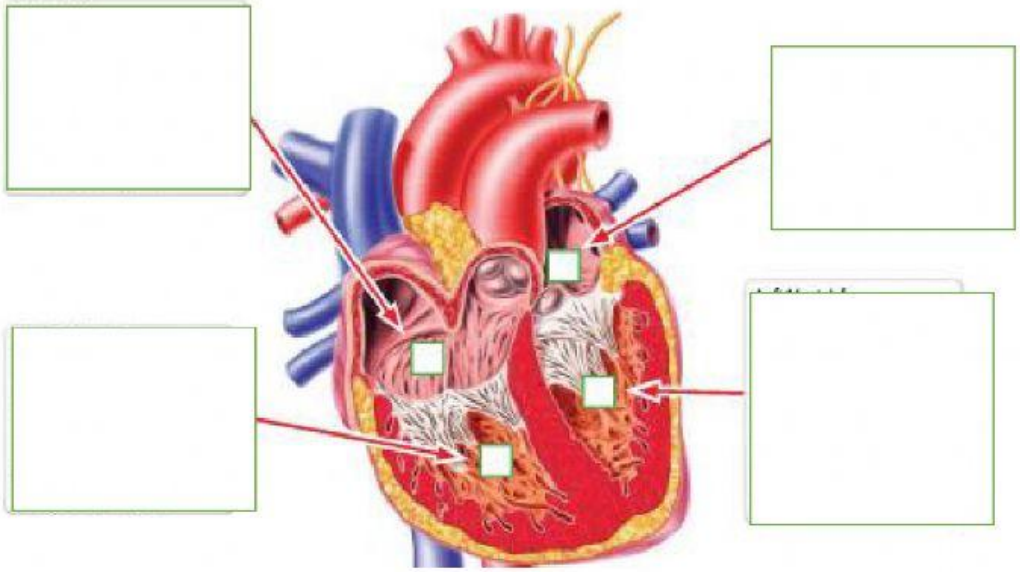

LIVEWORKSHEETS

Identify and label the different parts of the respiratory system.

Nasal Cavity | Larynx | Lung | Trachea | Diaphragm | Bronchi

1 _____

2 _____

3 _____

4 _____

5 _____

6 _____

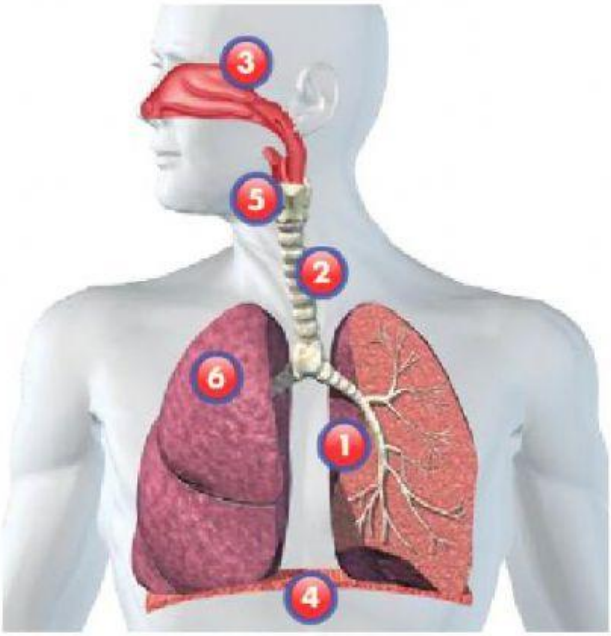

LIVEWORKSHEETS

LIVEWORKSHEETS