

LESSON 1 ... Draw points , lines and rays

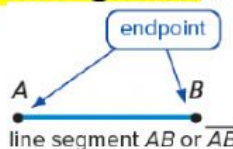
(الهدف) Outcomes: I can Draw Points, Lines , Rays and identify each figures

**Point A**

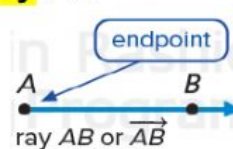
An exact location represented by a dot

Line AB

a straight set of points that extend forever in opposite direction

Line segment AB

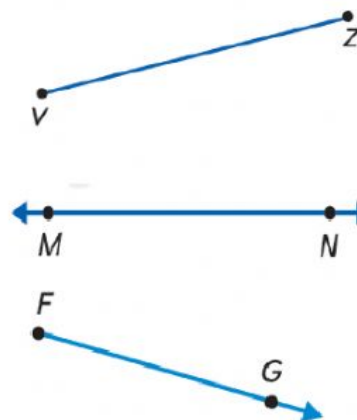
A part of a line between two endpoint

ray AB

One endpoint and one direction without ending

Q1 : Choose the correct answer:

- Which is the correct way to represent the figure :
 a) \overleftrightarrow{VZ} b) \overrightarrow{VZ} c) \overline{VZ}
- Which is the correct way to represent the figure :
 a) \overrightarrow{MN} b) \overleftrightarrow{MN} c) \overline{MN}
- Which correct name of the figure :
 a) line segment b) ray c) line
- A is part of a line between two endpoints
 a) line segment b) ray c) line

**Q2 : Draw each figures :**

1) Point T


2) \overleftrightarrow{YZ} 3) \overrightarrow{CR} 4) \overline{AW} **Q3 : Word problem :**

Identify the figure that is shown on the stop sign.

**Write :**

Line

Ray

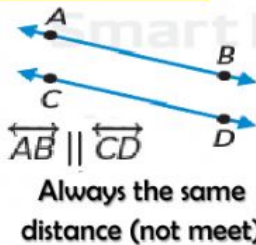
Line
segment



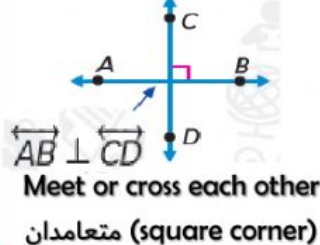
LESSON 2 ... Draw parallel and perpendicular lines

(الهدف) Outcomes: We are learning about a intersecting-parallel and perpendicular

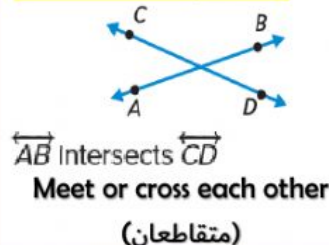
Parallel lines



Perpendicular lines



intersecting lines



Types of lines

Q1 : Choose the correct answer :

1) In This figure \overleftrightarrow{LM} and \overleftrightarrow{JK} are :

a) Parallel

b) Perpendicular

c) intersecting



2) In This figure \overleftrightarrow{VW} and \overleftrightarrow{XY} are :

a) Parallel

b) Perpendicular

c) intersecting

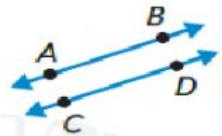


3) What is the correct description of the figure :

a) $\overleftrightarrow{AB} \parallel \overleftrightarrow{CD}$

b) \overleftrightarrow{AB} intersect \overleftrightarrow{CD}

c) $\overleftrightarrow{AB} \perp \overleftrightarrow{CD}$



Q2 : Draw each figures :

1) $\overleftrightarrow{DE} \parallel \overleftrightarrow{FG}$

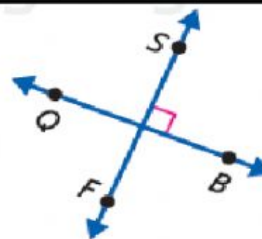
2) \overleftrightarrow{RS} intersect \overleftrightarrow{TU}

3) $\overleftrightarrow{NO} \perp \overleftrightarrow{PQ}$

Q2 : word problem :

Ismail's school is at the corner of High Street and Second Avenue. The corner forms a right angle. How might he describe the way the streets meet at his school?

- (A) The streets are parallel.
- (B) The streets are intersecting, but not perpendicular.
- (C) The streets never meet.
- (D) The streets are perpendicular.



Which is the correct description of the figure?

(A) $\overleftrightarrow{QB} \parallel \overleftrightarrow{SF}$

(C) $\overleftrightarrow{QS} \perp \overleftrightarrow{BF}$

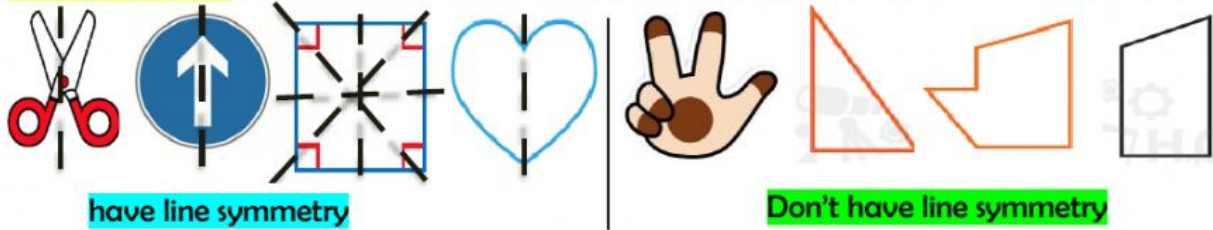
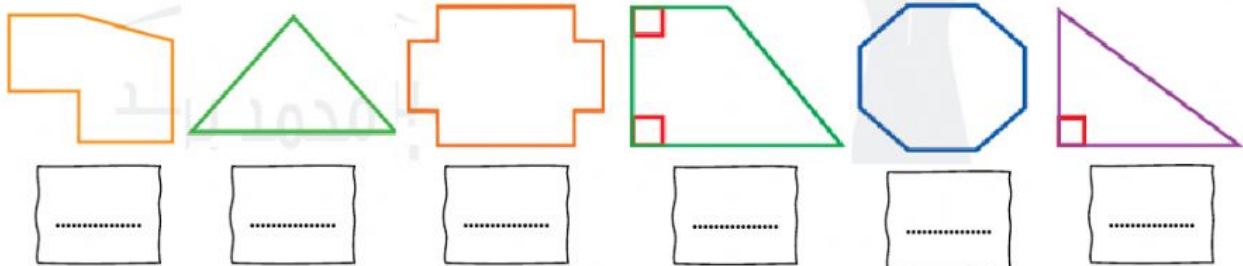
(B) $\overleftrightarrow{QB} \perp \overleftrightarrow{SF}$

(D) $\overleftrightarrow{QS} \parallel \overleftrightarrow{BF}$



LESSON 3 ... Draw lines of symmetry

(الهدف) outcome: I can identify figures with a line of symmetry (equal part)

Line symmetry : a line make that one half of the figure matches the other half**Q1 : Determine whether each figure has line symmetry, write yes or no:****Q2 : Choose the correct answer :**

1) How many line symmetry in this figure :

a) 0

b) 1

c) 2



2) How many line symmetry in this figure :

a) 0

b) 1

c) 2



3) How many line symmetry in square :

a) 0

b) 2

c) 4

4) How many line symmetry in rectangle :


a) 0

b) 2

c) 4

Q3 : Problem solving:**Mathematical Practices**

Stop and Reflect Laila saw this sign on her way home from school. Does this sign have line symmetry? Explain.



How many lines of symmetry does the sign have?

(A) 3

(C) 1

(B) 2

(D) 0



LESSON 4+5 ... Three dimensional figures (3D) Prisms

(الهدف) Outcomes: find names of 3D and number of faces, edges and vertex

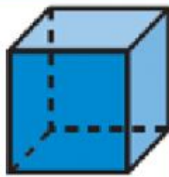
Cube

All faces are congruent square

Faces = 6

Edges = 12

Vertex = 8



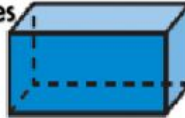
Rectangular prism

6 rectangle faces

Faces = 6

Edges = 12

Vertex = 8



Triangular prism

Triangle bases

Faces = 5

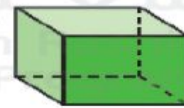

Edges = 9

Vertex = 6





Q1 : Choose the correct answer :

- 1) Identify the figure :
 a) cube b) rectangular prism c) triangular prism
- 2) How many faces in rectangular prism :
 a) 5 b) 6 c) 8
- 3) How many vertex in triangular prism :
 a) 5 b) 6 c) 8
- 4) All the faces in a cube :
 a) square b) rectangle c) triangle
- 5) How many edges in this figure :
 a) 6 b) 9 c) 12



Q2 : word problem :

- 1) Jamal made a simple drawing of his house. It is a three-dimensional figure with four faces that are rectangular and two that are square. What kind of figure is it?
- 2) A toy box has 6 faces that are squares. There are 12 edges and 8 vertices. Identify the shape of the toy box.
- 3) Which statement is true about the three-dimensional figure that most closely represents the slice of pie?
 - (A) The figure has 4 vertices.
 - (B) The figure has 6 vertices.
 - (C) The figure has 8 vertices.
 - (D) The figure has 9 vertices.



Easy as pie





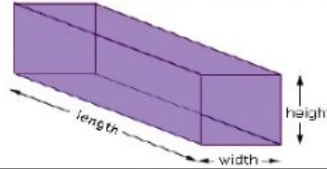
LESSON 6+7 ... Volume of Prisms (V)

(الهدف) Outcomes: Volume (V) = length (L) × width (W) × height (H)

Volume: is the amount of space inside a 3D figure

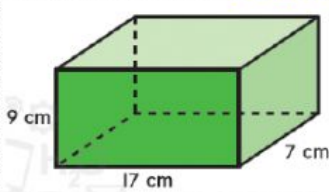
$$V = l \times w \times h$$

$$V = B \times h$$



volume (V)
.length (l)
.width (w)
.height (h)

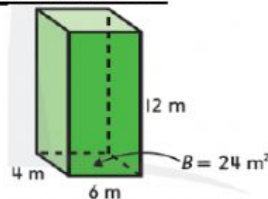
Q1 : Find the volume of Prism :



.....

.....

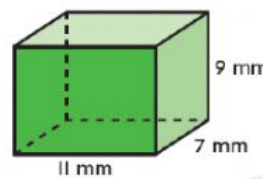
.....



.....

.....

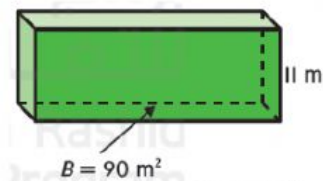
.....



.....

.....

.....



.....

.....

.....

Q2 : Problem Solving :

- Find the volume of the Frog Queen building in Graz, Austria. The building is 18 meters long, 17 meters tall, and 18 meters wide.
- Rana keeps her recipes in a box with dimensions 18 centimeters, 13 centimeters, and 10 centimeters. What is the volume of the box?

.....

.....

.....

.....

.....

.....

What is the volume of the prism shown at the right?

- (A) 1,000 m³
- (B) 1,200 m³
- (C) 1,500 m³
- (D) 1,800 m³

