Chapter 11 - Statistical Measures

1. Find the measures of center:

7, 5, 2, 7, 6, 12, 10, 4, 8, 9

Mean =

Median =

Mode =

2. Find the measures of center:

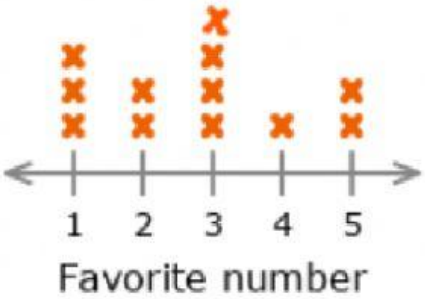

Mean =

Median =

Mode =

3. Find the measures of variation:

13, 16, 20, 7, 19, 15, 8

LIVEWORKSHEETS

Range =

Median =

First quartile, Q1 =

Third quartile, Q3 =

Interquartile range, I.Q.R =

4. Find the measures of variation:

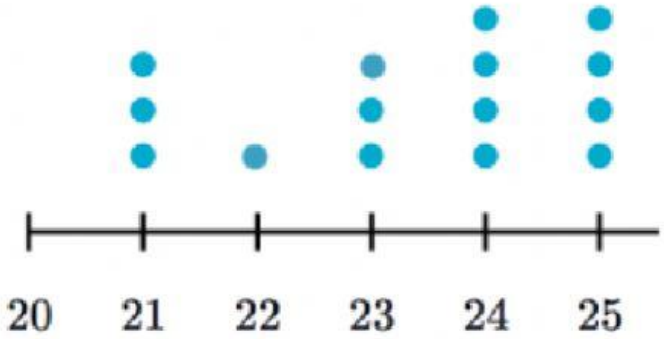

Range =

Median =

First quartile, Q1 =

Third quartile, Q3 =

Interquartile range, I.Q.R =

LIVEWORKSHEETS

5. Find the measures of variation:

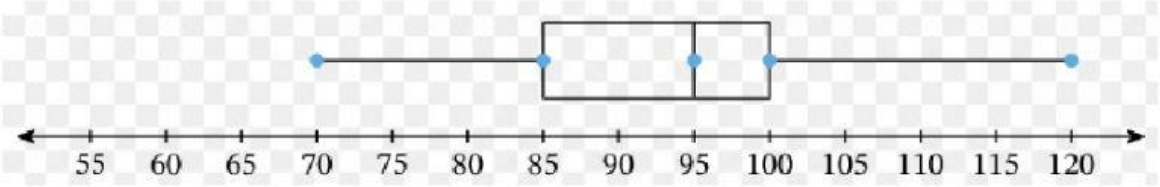

Range =

Median =

First quartile, Q1 =

Third quartile, Q3 =

Interquartile range, I.Q.R =

6. Find the Mean Absolute Deviation (M.A.D):

7, 5, 2, 7, 6, 12, 10, 4, 8, 9

Mean =

Mean Absolute Deviation (M.A.D) =

LIVEWORKSHEETS

Formulas:

1. Mean = Add all the numbers ÷ Number of data

2. Median:

   Arrange all the numbers from small to big, the middle number is the Median.

   Note: If 2 numbers are in the middle then add them and divide it by 2

3. Mode:

   The number which is repeated many times.

4. Range = biggest - smallest

   (or)

   Range = upper extreme - lower extreme

5. Interquartile range, I.Q.R = Q3 - Q1

   (or)

   Interquartile range, I.Q.R

   = upper quartile - lower quartile

6.

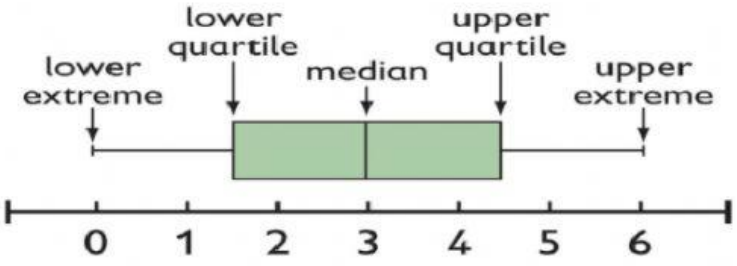

LIVEWORKSHEETS