

Escola: \_\_\_\_\_

Prof.<sup>a</sup>: \_\_\_\_\_ Data: \_\_\_\_/\_\_\_\_/\_\_\_\_

Estudante: \_\_\_\_\_

### Atividade

1-Observe os números abaixo e organize-os de acordo com o que se pede, arrastando os números.

- Na ordem crescente:

200	250	425	380	500	150	100	300	180	490

- Na ordem decrescente:

150	100	450	300	350	500	200	250	400	50

2-Escreva como se lê cada número.

100- \_\_\_\_\_

155- \_\_\_\_\_

222- \_\_\_\_\_

300- \_\_\_\_\_


389- \_\_\_\_\_

420- \_\_\_\_\_


481- \_\_\_\_\_

500- \_\_\_\_\_

3-Relacione os números com o material dourado, de acordo com sua quantidade.



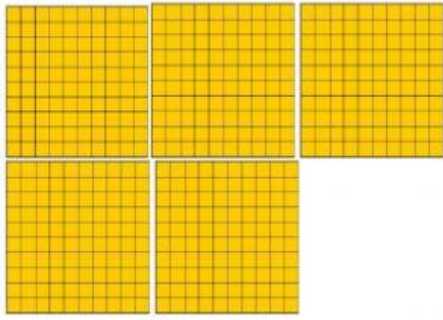
Centena



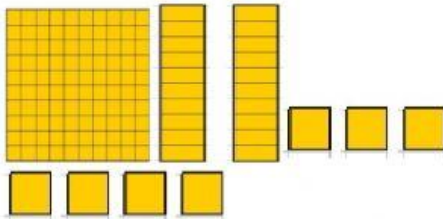
Dezena



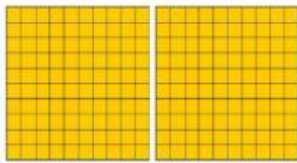
Unidade



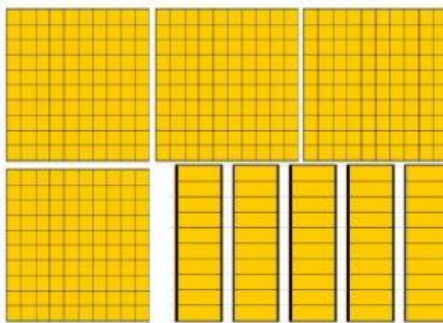
• 127




• 200



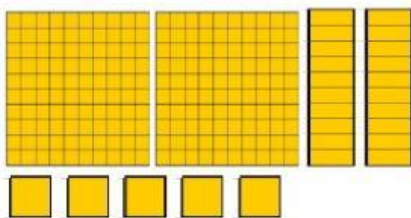
• 225



• 300



• 450



• 500

Capriche, na realização da sua atividade!!