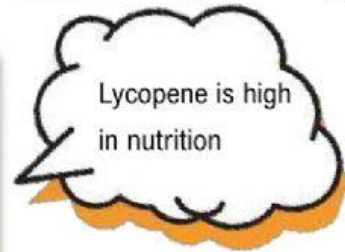











Occupation (cooking): tomato egg drop soup



1. Ingredients

			
tomato	Shallots	egg	salt


2. Cooking tools

				
Gas stove	kitchen knife	Cutting board	pot	Spoon

3. Steps to use gas stove

❶ Turn on the gas bucket switch	❷ Turn on the gas stove switch	❸ Turn on the cooker hood
		

4. Fourth, the steps to cook tomato egg drop soup

① Cut tomatoes into small pieces	② Cut the shallots into small pieces	③ Stir the eggs well
		

④ Hot wok, fried shallots	⑤ Add tomatoes and stir fry	⑥ Add a big bowl of water
		 <p>這個時候可以加入一碗水的水</p>

⑦ Add salt to taste



⑧ After the soup is boiling, add the egg mixture



⑨ Finally add chopped green onion to finish

