




UNIT 6 - LISTENING

28.5.2021



A Work with a partner. Look at the picture carefully and answer the questions below.

- 1 What do you think the people are watching?
- 2 How do you think the people feel?
- 3 How long do you think the people have been there for?



Answer

1.

2.

3.



B Match the feelings to the sentences.

afraid angry disappointed excited relieved

- 1 'Oh, no! What a shame!':
- 2 'Oh, thank goodness! Phew!':
- 3 'Your behaviour is completely unacceptable. Get out of my sight!':
- 4 'Are you sure it'll be OK? I'm not confident about this':
- 5 'I can't wait! This is going to be amazing!':




C Read the *Exam Close-up*. Then read the *Exam Task* and identify the emotions in the pictures.

Exam Close-up

Identifying emotions

- When there are questions about people's feelings, look at the pictures and identify the emotions before you listen.
- Think about the words you might hear and how the speaker might sound.



D  Now complete the Exam Task. Remember to underline the key words in the questions before you start.

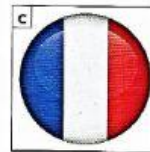

Exam Task

There are six questions in this part. For each question, there are three pictures and a short recording. Circle the correct answer a, b or c.

1 You hear a girl talking. Which sport does she do?




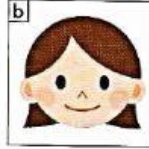
4 You hear radio commentary on a cycling race. Which team wins?



2 You hear a coach talking to a basketball team. How does he feel about the team?



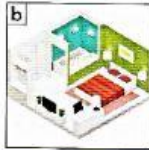
5 You hear two teenagers talking about their plans for after school. How does the girl feel?



3 You hear two boys talking at a sports match. How do they both feel?



6 You hear an interviewer talking to a tennis player. Where are they?



E  Now listen again.