


PRACTICAL ASSIGNMENT N° 1



Date: Thursday 27th, May.

Group: CH III

1) Write the numbers.

150:

75:

66:

200:

14:

1000:

100:

43:

800:

98:

600:

11:

2) Write sentences. THIS IS / THESE ARE + 'S. Look at the examples.



1 WHOSE IS IT?

1) this is Brian's book.



2 WHOSE IS IT?

2) This is



3 WHOSE IS IT?

3).....



4 WHOSE IS IT?

4)



5 WHOSE IS IT?

5)



6 WHOSE IS IT?

6)



7 WHOSE ARE THEY?


7)



8 WHOSE IS IT?

8)

3) Read and circle. YES or NO.



What are the children doing?


- | | |
|--------------------------------------|----------|
| 1 They're playing chess. | yes / no |
| 2 They're doing judo. | yes / no |
| 3 They're cycling through the trees. | yes / no |
| 4 They're sailing on the lake. | yes / no |
| 5 They're skipping down a hill. | yes / no |

4) Write sentences.

What are they doing?




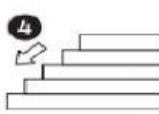

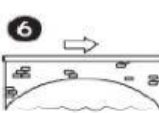
- | | | |
|-----------------------|--------------------------------------|-------|
| 1 play table tennis ✓ | <i>They're playing table tennis.</i> | _____ |
| 2 sail ✗ | | _____ |
| 3 ice skate ✗ | | _____ |
| 4 surf ✓ | | _____ |
| 5 skateboard ✗ | | _____ |
| 6 cycle ✓ | | _____ |

5) Write questions. Then look and circle.







- | | | |
|---|---|--|
| 1 (skateboard) <i>Are they skateboarding?</i> | <input checked="" type="radio"/> Yes, they are. | <input type="radio"/> No, they aren't. |
| 2 (ice skate) _____ | <input type="radio"/> Yes, they are. | <input type="radio"/> No, they aren't. |
| 3 (cycle) _____ | <input type="radio"/> Yes, they are. | <input type="radio"/> No, they aren't. |
| 4 (skip) _____ | <input type="radio"/> Yes, they are. | <input type="radio"/> No, they aren't. |
| 5 (surf) _____ | <input type="radio"/> Yes, they are. | <input type="radio"/> No, they aren't. |
| 6 (do judo) _____ | <input type="radio"/> Yes, they are. | <input type="radio"/> No, they aren't. |









6) Look and write.

	<p>u i</p> <p>l h</p> <p>up the hill</p>		<p>t g h</p> <p>u o h</p> <p>e t r</p> <p> the _____</p>
	<p>a g l</p> <p>n o d</p> <p> the _____</p>		<p>o n d</p> <p>w t e</p> <p> the _____</p>
	<p>s p a</p> <p>t h s</p> <p> the _____</p>		<p>e r d</p> <p>o v e</p> <p> the _____</p>

7) Look, read and tick the correct instructions.

	<p>a Run up the steps. <input checked="" type="checkbox"/></p> <p>b Don't run up the steps. <input type="checkbox"/></p>
	<p>a Skateboard down the hill. <input type="checkbox"/></p> <p>b Don't skateboard down the hill. <input type="checkbox"/></p>
	<p>a Don't run along the beach. <input type="checkbox"/></p> <p>b Run along the beach. <input type="checkbox"/></p>
	<p>a Don't go along the road. <input type="checkbox"/></p> <p>b Go along the road. <input type="checkbox"/></p>

8) Look and write.

run skateboard skip cycle	along the road past the house through the trees up the hill		
			
<p>Don't skip through the trees. _____</p>		<p>_____</p>	
			
<p>_____</p>		<p>_____</p>	

