


**LESSON 3: NATURAL,  
CAPITAL, AND  
HUMAN RESOURCES**



### Lesson Objective:

By the end of the lesson, students will:

- 👁️ identify natural, human and capital resources
- 👁️ describe how natural, human, and capital resources work together to provide people with goods and services



### Key Vocabulary:

- ✍️ human resources
- ✍️ capital resources
- ✍️ goods
- ✍️ services

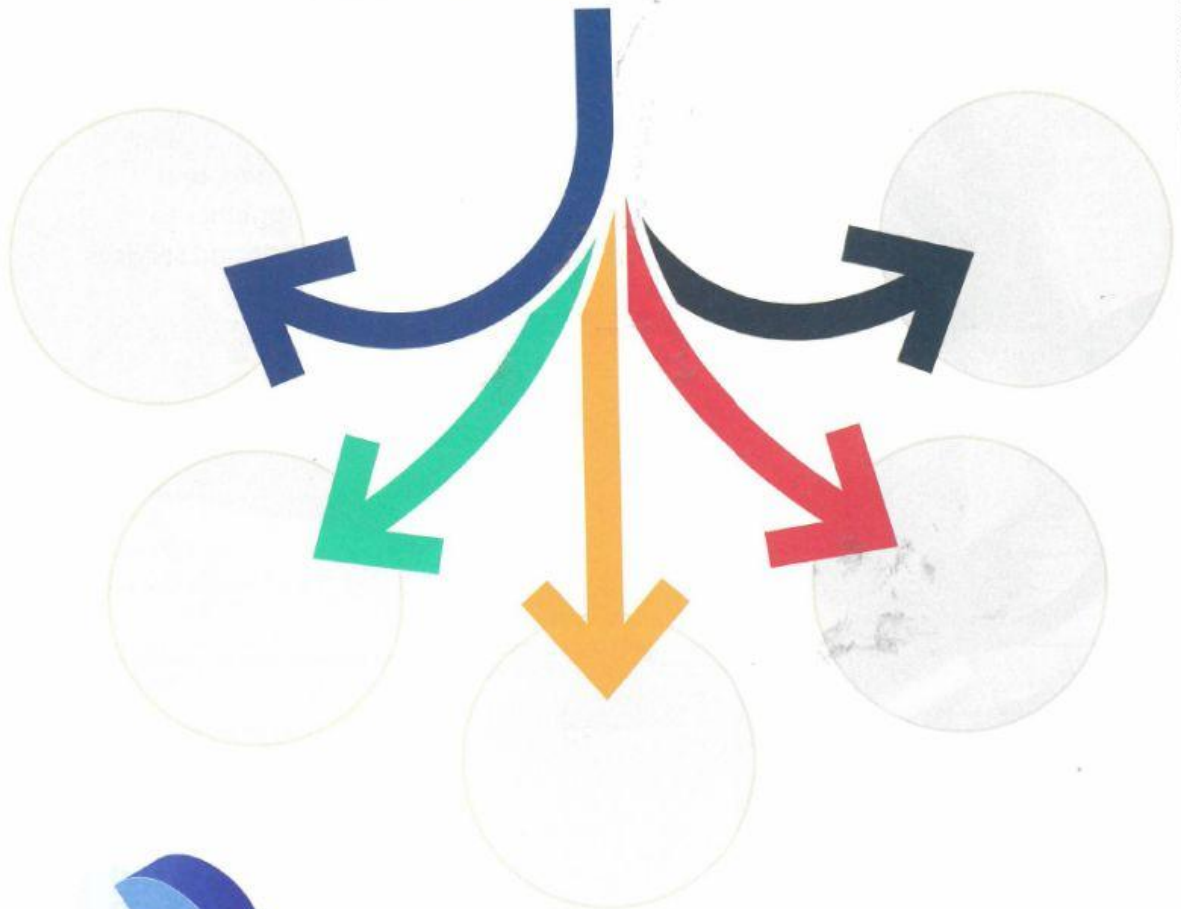


## WARM UP: REVIEW NATURAL RESOURCES



Instructions: Natural resources are materials we use that are found in nature. Write 5 examples of natural resources

### NATURAL RESOURCES




Question: Is a computer a natural resource?  
What about a car? Discuss with a partner.

## HUMAN AND CAPITAL RESOURCES



**Human resources** are the people working to make **goods** or **services**. Goods are things like books, furniture, cars, computers, and buildings. Services are actions people do to help others.

Teachers, doctors, farmers, bus drivers, and police officers provide services. They are all examples of human resources.



**Capital resources** are goods which people use to make goods or provide services. Tools like hammers or drills are capital resources because they are used to make things. Buses or metros are capital resources because they provide the service of transportation. People use natural, human, and capital resources to meet their needs.

e that  
sources


All rights reserved. No part of this page may be reproduced, stored in a retrieval system or transmitted in any form or by any means without prior permission in writing of the publisher.


orce?  
er.





### Activity 1: Concept Check


Instructions: Answer the questions with information from the reading.

 1. Why do people use natural resources?

  
\_\_\_\_\_  
\_\_\_\_\_  
\_\_\_\_\_

 2. Why do people trade some of their natural resources?

  
\_\_\_\_\_  
\_\_\_\_\_  
\_\_\_\_\_

 3. All resources are natural resources.



All rights reserved. No part of this page may be reproduced, stored in a retrieval system or transmitted in any form or by any means without prior permission in writing of the publisher.



4. For each person or item below, say whether it is a human resource or a capital resource. Circle the correct answer for each question.

Teacher	Human Resource	Capital Resource
Computer	Human Resource	Capital Resource
Pencil	Human Resource	Capital Resource
Security Guard	Human Resource	Capital Resource

5. What is the difference between a human resource and capital resource?




---



---



---



---



---




---

All rights reserved. No part of this page may be reproduced, stored in a retrieval system or transmitted in any form or by any means without prior permission in writing of the publisher.



## Activity 2: Identify Resources

Instructions: In each picture identify the natural resources, the human resources, and the capital resources.



Natural Resources	
Human Resources	
Capital Resources	



, the



All rights reserved. No part of this page may be reproduced, stored in a retrieval system or transmitted in any form or by any means without prior permission in writing of the publisher.



Natural Resources	
Human Resources	
Capital Resources	