

SEVILLA PRIVATE PRIMARY SCHOOL

INFANT 2- TERM III

Weekly Test

Week 6

SPELLING

Write the words as they are called out in the spaces for each number.

1.

2.

3.

4.

5.

6.

7.

8.















9.

10.

MATHEMATICS

Pictograph

Look at the pictograph below. Read the chart and answer the questions.

Name of pets	Numbers of pets				
rabbit					
hamster					
birds					
dog					

Answer the questions and complete the sentences by choosing the correct answer.

- How many children are in the class?
There are _____ children in the class.
- What is the fewest number of pets owned?
The fewest number of pets owned is the _____.
- How many children owned dogs?
_____ children owned dogs.
- How many more children owned rabbits than birds?
_____ more children owned rabbits than birds.

Money























Look at the pictures of the money. Select the correct colour of each note.

1. The one dollar note is
2. The five dollar note is
3. The ten dollar note is
4. The twenty dollar note is
























Money- Equivalence

Select the money that add up to \$20 in each section.

Money- Equivalence

Select the correct one that best says how much the money on the left is to the money on the right.

	<p style="text-align: center;">More than</p> <p style="text-align: center;">Equal to</p> <p style="text-align: center;">Less than</p>	<div style="display: flex; justify-content: space-around;">   </div> <div style="display: flex; justify-content: space-around;">   </div>
<div style="display: flex; flex-direction: column; align-items: center;">    </div>	<p style="text-align: center;">More than</p> <p style="text-align: center;">Equal to</p> <p style="text-align: center;">Less than</p>	<div style="display: flex; justify-content: space-around;">   </div> <div style="display: flex; justify-content: center; align-items: center;">  </div> <div style="display: flex; justify-content: center; align-items: center;">  </div>
<div style="display: flex; flex-direction: column; align-items: center;">    </div>	<p style="text-align: center;">More than</p> <p style="text-align: center;">Equal to</p> <p style="text-align: center;">Less than</p>	<div style="display: flex; justify-content: space-around;">   </div> <div style="display: flex; justify-content: space-around;">   </div> <div style="display: flex; justify-content: space-around;">   </div>

GRAMMAR

Past Tense (Happened Already)

Read the sentences below. Select the correct words from the brackets to make them past tense.

Remember the rules.

Change the vowel in the word or the entire word

Add 'd'

Add 'ed'

Change 'y' to an 'i' then add 'ed'

One vowel words double the last letter and add 'ed'

1. I (drop / dropped) the pot on the floor.
2. Last night I (study / studied) for my test.
3. Yesterday I (bake / baked) a cake with mum.
4. The children (play / played) in the sand.
5. She (ate / eat) lunch at my house.
6. The man (chopped / chop) the vegetables.
7. The baby (cry / cried) all night.
8. The trees (sway / swayed) in the wind.
9. She (saved / save) me a seat.
10. I (gave / give) mummy a rose.

PHONICS

Type the blends from the box to spell the words correctly.

Sl


Sm

Sn

Sp

St

1. ___ all



3. ___ ail



5. ___ airs



7. ___ owflake



9. ___ eep



2. ___ ice



4. ___ in



6. ___ ider



8. ___ ile



10. ___ ar



VOCABULARY

Prefix & Suffix

Choose the correct prefix or suffix from the box to spell the word correctly.

1. _____ heat




2. Colour _____



3. Heart _____



4. Sad _____



5. _____ school



6. Thank _____



7. Red _____



8. Fear _____




9. _____ mix



COMPREHENSION

Compare and Contrast

Look at the pictures below. Say how they are the same and how they are different. Use the details in the box to complete the sentences.



1. How are they the same?

Both of them are

2. How are they different?

a. The girl

b. The boy

THE END!!