

4th grade – Unit 9: brilliant bedrooms

1) Look, read and choose. (Mirar, leer y elegir)

1  <u>bed</u> chair	2  clock desk	3  door lamp	4  wardrobe window
5  door desk	6  wardrobe bed	7  window chair	8  lamp clock






2) Look at the picture. Read and choose: THERE'S or THERE ARE.






(Mirar la imagen, Leer y elegir THERE'S o THERE ARE)




- 1- THERE'S / THERE ARE two beds.
- 2- THERE'S / THERE ARE a window.
- 3- THERE'S / THERE ARE chairs.
- 4- THERE'S / THERE ARE a lamp.
- 5- THERE'S / THERE ARE a wardrobe.
- 6- THERE'S / THERE ARE desks.

3- Look and write. (Mirar y escribir)

 <div style="border: 1px solid black; padding: 2px; display: inline-block;">16</div> <div style="border: 1px solid black; width: 100px; height: 20px; margin-top: 5px;"></div>	 <div style="border: 1px solid black; padding: 2px; display: inline-block;">20</div> <div style="border: 1px solid black; width: 100px; height: 20px; margin-top: 5px;"></div>	 <div style="border: 1px solid black; padding: 2px; display: inline-block;">17</div> <div style="border: 1px solid black; width: 100px; height: 20px; margin-top: 5px;"></div>	 <div style="border: 1px solid black; padding: 2px; display: inline-block;">11</div> <div style="border: 1px solid black; width: 100px; height: 20px; margin-top: 5px;"></div>	 <div style="border: 1px solid black; padding: 2px; display: inline-block;">15</div> <div style="border: 1px solid black; width: 100px; height: 20px; margin-top: 5px;"></div>
---	---	---	--	---

 <div style="border: 1px solid black; padding: 2px; display: inline-block;">14</div> <div style="border: 1px solid black; width: 100px; height: 20px; margin-top: 5px;"></div>	 <div style="border: 1px solid black; padding: 2px; display: inline-block;">13</div> <div style="border: 1px solid black; width: 100px; height: 20px; margin-top: 5px;"></div>	 <div style="border: 1px solid black; padding: 2px; display: inline-block;">18</div> <div style="border: 1px solid black; width: 100px; height: 20px; margin-top: 5px;"></div>	 <div style="border: 1px solid black; padding: 2px; display: inline-block;">12</div> <div style="border: 1px solid black; width: 100px; height: 20px; margin-top: 5px;"></div>	 <div style="border: 1px solid black; padding: 2px; display: inline-block;">19</div> <div style="border: 1px solid black; width: 100px; height: 20px; margin-top: 5px;"></div>
---	---	---	--	---

4- Look, read and choose. (Mirar, leer y elegir)



- 1 Has he got a desk?
Yes, he has. / No, he hasn't.
- 2 Has he got two beds?
Yes, he has. / No, he hasn't.
- 3 Has he got a lamp?
Yes, he has. / No, he hasn't.
- 4 Has he got a clock?
Yes, he has. / No, he hasn't.
- 5 Has he got a wardrobe?
Yes, he has. / No, he hasn't.
- 6 Has he got three chairs?
Yes, he has. / No, he hasn't.