

Unit 5 Things to do

▪ Lesson 1

1 Look and write the missing letters



r _ _ d



wri _ _



_ _ aw



ta _ _



_ _ ng



dan _ _

2. Look and answer



a) What is he doing ?

.....



b) What is he doing ?

.....



c) What is he doing ?

.....



d) What is he doing ?

.....



e) What is he doing ?

.....







f) What is she doing ?

.....

Unit 5 Things to do

Lesson 2

1. Look and match

<p>a.</p> 	<p>b.</p> 	<p>c.</p> 	<p>d.</p> 
1. drink	2. eat	3. sleep	4. play

2. Look and write



a) What are they doing ?

.....



b) What are they doing ?

.....



c) What are you doing ?

.....



d) What are they doing ?

.....

Unit 5 Things to do

Lesson 3







1. Read and match

a. Hi ! I have a new game.	1. Oh, sure
b. Can I play, too ?	2. We're playing.
c. What are you doing ?	3. Let's play.

Lesson 4

1. Look and write

Yes, she is.	Yes, he is.	Yes, they are .
No , she isn't.	No , he isn't.	No, they aren't.

		
a. Is he playing the guitar ?	b. Is she sleeping ?	c. Are they watching TV ?
.....
		
d. Is she dancing ?	e. Are they singing ?	f. Is he doing his homework ?
.....