















UNIT: WHERE'S MY PEN?

Name:.....


1. Look at the pictures and the letters. Write the words.

	_____			<u>book</u>	
	_____			_____	
				_____	

2. Look and write. Circle the correct words.

	<div>THIS</div>	<div>THESE</div>
	_____	is my pencil sharpener / pencil case .
	_____	are my crayons / pencils .
	_____	are my pencils / pens .
	_____	is my scissors / rubber .

3. Look, read and write.



Where's the **computer**?
It's _____ the _____

Where's the **pencil case**?
It's _____ the _____

Where's the **bag**?
It's _____ the _____

Where are the **scissors**?
They're _____ the _____

Where's the **teddy**?
It's _____ the _____

4. Read and complete the text.

TEACHER

HELLO

LIBRARY

CLASSROOM

PLAYGROUND



_____!
I'm Marcos.
This is me in the _____.



This is the _____.
It's small!



This is the _____.
It's very big!

This is my _____,
Mrs López.



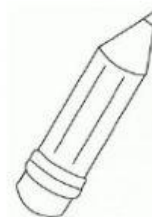
• Read again and answer YES / NO

- Is Marcos in the library? _____
- Is the teacher in the hall? _____
- Is the playground big? _____
- Is the library small? _____

5. Answer about you and your school:

- What's your name? _____
- What's the name of your school? _____
- Is it big? _____
- Is the playground big? _____
- Is the library small? _____

6. Listen, find and colour.



(Happy Street 1 track 26)