

NOME: \_\_\_\_\_ DATA: \_\_\_\_\_

1 – LIGUE A SÍLABA INICIAL OS DESENHOS:

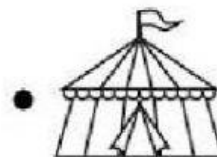
CA •

CE •

CI •


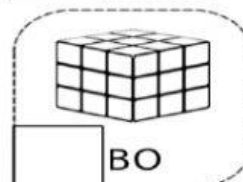
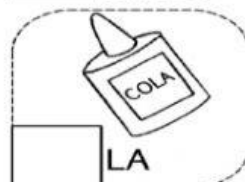

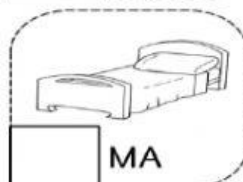



CO •

CU •











2 - COMPLETE COM A FAMÍLIA SILÁBICA DO C QUE FALTA PARA FORMAR OS NOMES DOS DESENHOS ABAIXO, USE A LETRA MAIÚSCULA:

CA CE CI CO CU



3 - Observe os desenhos, depois arraste as letras abaixo formando as palavras de cada desenho:

CA	DEI	RA
CA	MA	
CE	NOU	RA
CES	TA	
CA	RA	COL
CO	PO	
CA	BI	DE
CE	BO	LA