

Telling Time - Parts of the clock

PART 1

- A. Drag the names to correctly label the parts of the **analogue clock**.

minute
hand

hour
numbers

minute
lines

hour
hand

second
hand



- B. Drag the names to correctly label the parts of the **digital clock**.

minutes

hour


colon




Telling Time - On the Hour

PART 2


A. Write the time in two ways below each clock.




O'clock




O'clock




O'clock



O'clock



O'clock



O'clock

B. Draw lines to match each clock with the time it shows.



1 O'clock



10 O'clock



9 O'clock



12 O'clock



8 O'clock