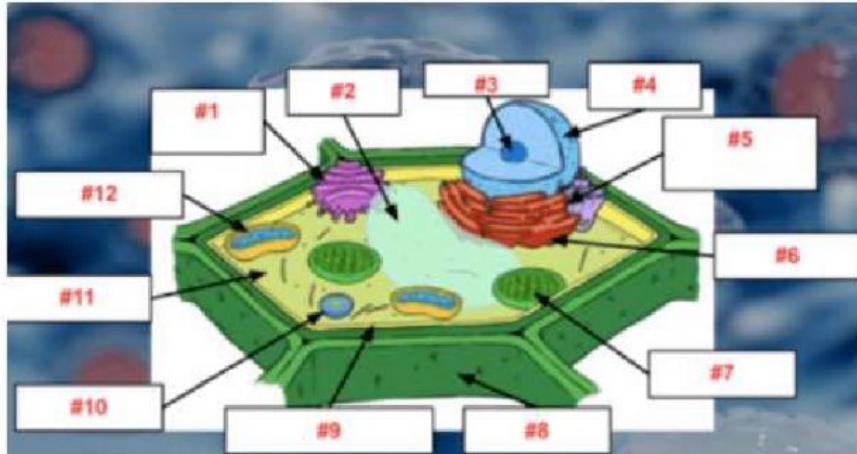


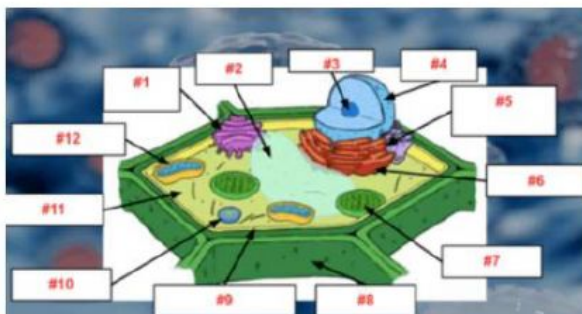
PLANT CELL

1. What is plant cell #2 pointing to?



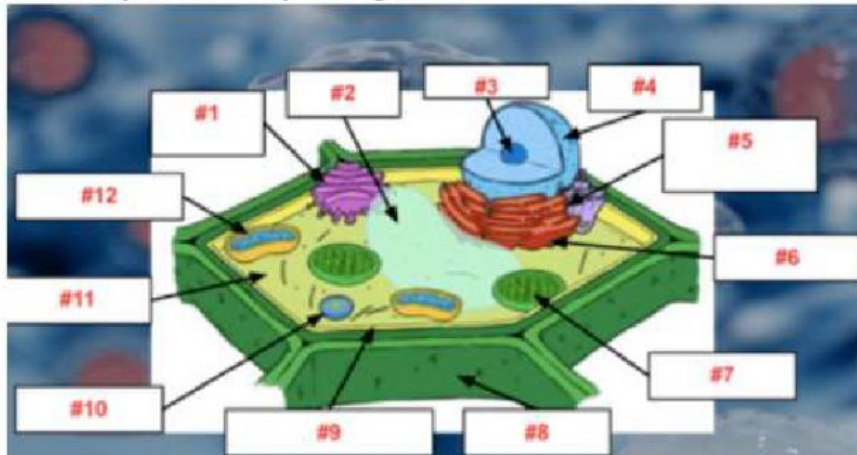
- a) Cell Membrane
- b) Mitochondria
- c) Vacuole
- d) Cytoplasm

2. What is plant cell #4 pointing to?



- a) Endoplasmic Reticulum
- b) Nucleus
- c) Cytoplasm
- d) Ribosome

3. What is plant cell #7 pointing to?



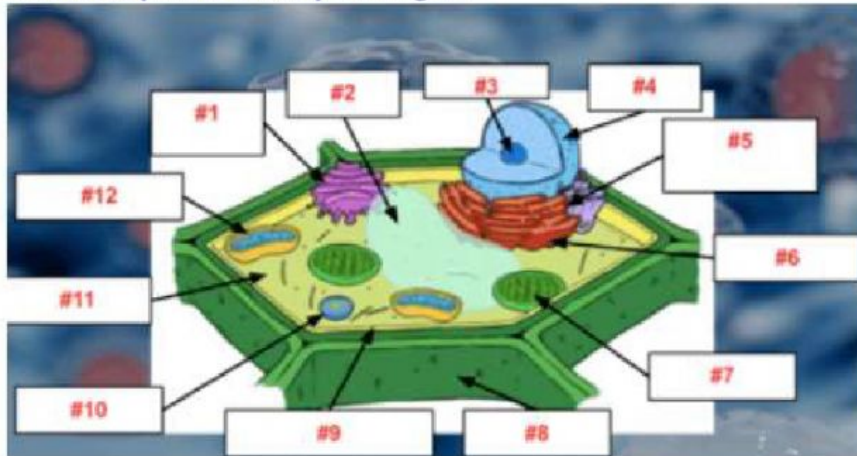
- a) Chloroplast
- b) Cell Wall
- c) Cell Membrane
- d) Vacuole

4. What is plant cell #8 pointing to?



- a) Cell Membrane
- b) Golgi Body
- c) Cell Wall
- d) Vacuole

5. What is plant cell #9 pointing to?



- a) Chloroplast
- b) Cell Membrane
- c) Vacuole
- d) Endoplasmic Reticulum