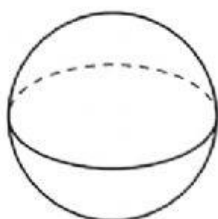
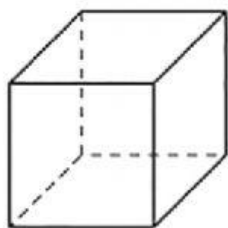
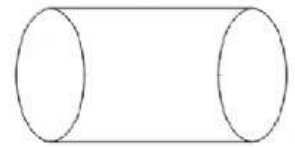
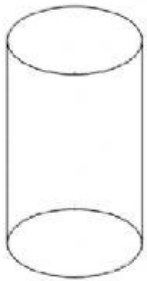
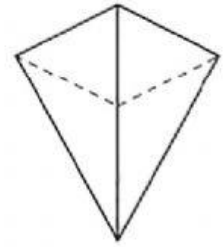
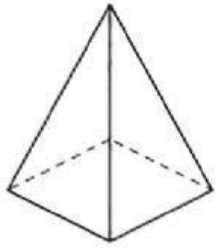
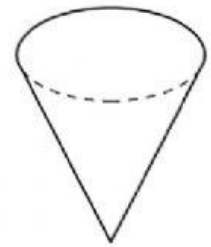
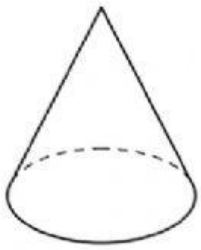
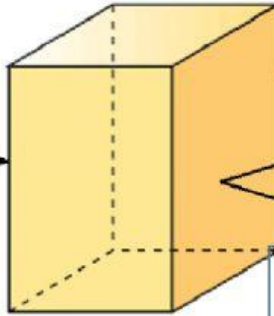
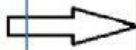
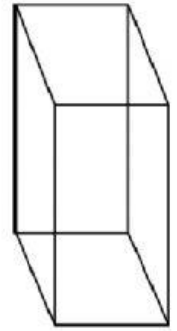
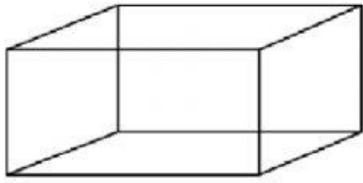


I SOLIDI HANNO TRE DIMENSIONI: LUNGHEZZA, LARGHEZZA, ALTEZZA. GLI ELEMENTI PRINCIPALI DELLE FIGURE SOLIDE SONO : LA **FACCIA**, GLI **SPIGOLI** , I **VERTICI**. LE FACCE DEI SOLIDI SONO LE FIGURE







FACCIA

SPIGOLI

VERTICI