

School supplies

1. Listen and join.



•



•



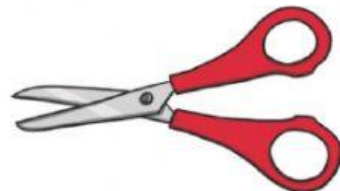
•



•

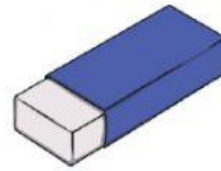


•






•



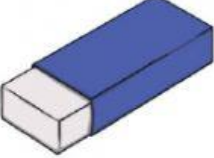













2. Read and drag



3. Listen and select.


4. Complete with *in*, *on*, *under*, *next to*.



The books are _____ the bookcase.



The pencil is _____ the pencil case.



The boy is _____ the books.



The teddy is _____ the desk.



The book is _____ the desk.



The school bag is _____
the chair.