









Destreza:	Write a short simple paragraph to describe yourself .FL 3.4.2.
OBJETIVO DE APRENDIZAJE PARA LA SEMANA: At the end of this lesson students will be able use reflexive pronouns	
TEMA:	When, how, and who should educate future drivers?
DESARROLLO DE LA ACTIVIDADES:	
CLASSWORK N 2	
1. Use the sentences from the box to name the signs	
<div><div><div>1. Don't smoke</div><div>2. Don't enter</div><div>3. Be quiet in class</div><div>4. Use zebra crossing</div><div>5. Don't fight</div><div>6. No bicycle</div><div>7. Don't turn right</div><div>8. Don't turn left</div></div><div><div></div><div></div><div></div><div></div><div></div><div></div><div></div><div></div></div></div>	
HOMEWORK N 2	
1. Look at the traffic signs below and classify according their meaning	



PROHIBITION

ATTENTION

INFORMATION

Bibliography: MINEDUC (2019). *English Pedagogical Module 2*