

Directions to the Shape

Write the directions to get from one shape to the other. Move around the monsters and pylons, do not give directions that go through them. There are extra direction spots in case you need 4, but they could be less than 4 directions.

**There is a word box to help you write your directions.*

















WORD BOX



left

right



up

down



						
						
						
						
						

Example: 1. What are the directions from the  to the  ?

1 square left. 1 square up. 1 square left.

1. What are the directions from the  to the  ?

___ squares _____. ___ squares _____. ___ squares _____. ___ squares _____.

2. What are the directions from the  to the  ?

___ squares _____. ___ squares _____. ___ squares _____. ___ squares _____.

3. What are the directions from the  to the  ?

___ squares _____. ___ squares _____. ___ squares _____. ___ squares _____.

4. What are the directions from the  to the  ?

___ squares _____. ___ squares _____. ___ squares _____. ___ squares _____.

5. What are the directions from the  to the  ?

___ squares _____. ___ squares _____. ___ squares _____. ___ squares _____.

WORD BOX

left

right

up

down