





Name _____ Date _____

Look at Leaves!

In some places, the leaves of a tree might change with each season.

			
Fall	Winter	Spring	Summer
The leaves of these trees change color. They start to fall off.	The trees have no leaves, unless they are evergreens.	The trees grow new buds and leaves.	The trees have green leaves.

Questions

_____ 1. Evergreen trees have leaves ____ .

- A.** only in the summer.
- B.** only in the winter.
- C.** only in the spring.
- D.** all year round.

_____ 2. The trees grow leaves in the spring because ____ .

- A.** the weather is warmer.
- B.** there is more daylight.
- C.** both of the above.
- D.** neither of the above.

_____ 3. In the fall ____ leaves change color .

- A.** some
- B.** all
- C.** no
- D.** my

_____ 4. Most of the trees have leaves in ____ .

- A.** summer, fall, and winter.
- B.** summer, spring, and fall.
- C.** winter, fall, and spring.
- D.** fall and winter.

5. Where are most of these pictures taken? In the city or in the country? How do you know?