


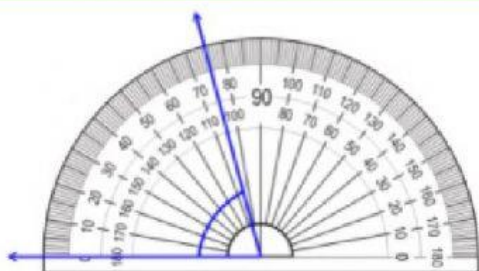


## Mathematics — Using a Protractor

Directions: Watch the following video on how to use a protractor.

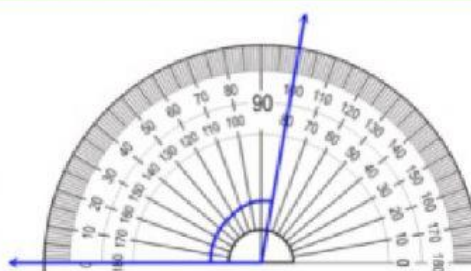


Directions: Write the angle shown. Then label each angle as **acute**, **obtuse** or **right**.



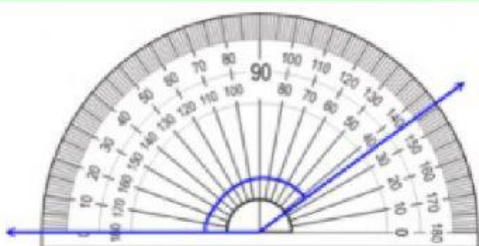
a. \_\_\_\_\_°

\_\_\_\_\_



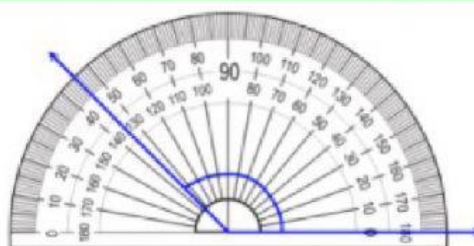
b. \_\_\_\_\_°

\_\_\_\_\_



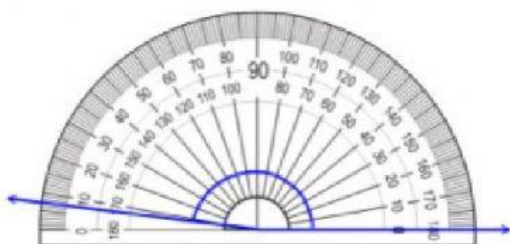
c. \_\_\_\_\_°

\_\_\_\_\_



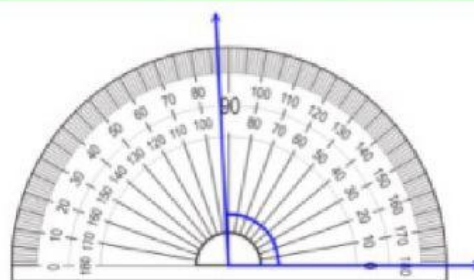
d. \_\_\_\_\_°

\_\_\_\_\_



e. \_\_\_\_\_°

\_\_\_\_\_



f. \_\_\_\_\_°

\_\_\_\_\_