

# UNIT 2 > My things



## Unit goals

- Talk about possessions
- Describe things
- Ask and answer about personal things
- Say prices
- Tell a friend about something you like

## Final task

- Find out about your partners' favourite things

### 1 Write the letters in the boxes.

- |                                       |         |                                       |   |
|---------------------------------------|---------|---------------------------------------|---|
| <input checked="" type="checkbox"/> B | jeans   | <input type="checkbox"/> computer     | <input type="checkbox"/> football shirt |
| <input type="checkbox"/>              | bicycle | <input type="checkbox"/> mobile phone | <input type="checkbox"/> personal diary |

### 2 Look at the photos and tick (✓) the things you like. 🖱️

- |   |   |
|---|---|
| <input type="checkbox"/> the bicycle      | <input type="checkbox"/> the jeans          |
| <input type="checkbox"/> the computer     | <input type="checkbox"/> the football shirt |
| <input type="checkbox"/> the mobile phone | <input type="checkbox"/> the personal diary |

Mirar las fotos y tildar las cosas que a vos te gustan.

Escribir las letras de cada objeto que ves en las fotos (de la "a" a la "e")

# 2 Vocabulary

**Everyday things** En cada casillero (de la "b" a la "j") completar con un número (del 1 al 10)

1 a) Match. Use a dictionary if necessary.

- |                    |               |
|--------------------|---------------|
| 1. camera          | 6. watch      |
| 2. denim jacket    | 7. trainers   |
| 3. television / TV | 8. DVD player |
| 4. MP3 player      | 9. CD player  |
| 5. skateboard      | 10. magazines |


A 6



F



B



G



C



H



D



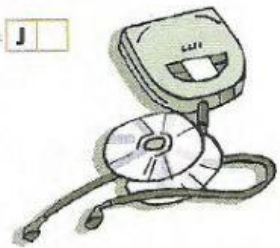
I



E



J



b) Hacer un círculo a la palabra diferente. Ejemplo: 1) bicycle (bicicleta), magazine (revista), skateboard (tabla de skate). La diferente es la revista, ya que con ella no se puede practicar un deporte. ¿Entienden?

b) Circle the odd one out.

- |              |            |                |
|--------------|------------|----------------|
| 1. bicycle   | magazine   | skateboard     |
| 2. camera    | watch      | trainers       |
| 3. computer  | jeans      | denim jacket   |
| 4. CD player | television | MP3 player     |
| 5. phone     | trainers   | football shirt |

Números. Leer y practicar pronunciación y cómo se escribe. Apóyate arriba del número. Ahí vas a poder cliquer y escuchar la pronunciación.

## Numbers

2 a) Read and practise.

- |                 |                 |
|-----------------|-----------------|
| 20 twenty       | 25 twenty-five  |
| 21 twenty-one   | 26 twenty-six   |
| 22 twenty-two   | 27 twenty-seven |
| 23 twenty-three | 28 twenty-eight |
| 24 twenty-four  | 29 twenty-nine  |
- 
- |           |                 |
|-----------|-----------------|
| 30 thirty | 70 seventy      |
| 40 forty  | 80 eighty       |
| 50 fifty  | 90 ninety       |
| 60 sixty  | 100 one hundred |

b) Say the prices.

¡Lo vamos a hacer en clases!  
¡Prepárate! Decir los precios

c) Work in pairs. Take turns.

- A: Say a price. ¡Lo vamos a hacer en clases!  
B: Write the price. ¡Prepárate! Escribir los precios

## Singular and plural nouns


Study the box.

**Plural:** Sustantivos que terminan en vocal, agregamos **s**. Camera, camera**s**



Para formar el PLURAL:


Sustantivos que terminan en **consonante + y** sacamos la "y" y ponemos **ies**. Diary, diaries (diario íntimo), diaries, Family, families (familia, familias). Puppy, puppies (cachorro, cachorros).



Para formar el PLURAL:

Sustantivos que terminan en un sonido "ch", agregamos **es**. Kiss: kisses (besos). Bus: buses (autobuses). Box: boxes (cajas)

1 Write the name of things in the picture.



**a and an**

Study the box.



**A y AN significan: 1. Usamos A /AN para singulares**

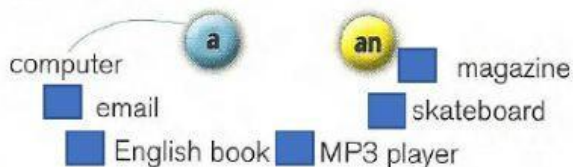
Estudiá esta REGLA:

Si el sustantivo empieza con **consonante** pongo **A** antes. **A** phone

Si el sustantivo comienza con **sonido vocal** pongo **AN** antes. **AN** apple

2 Match.

Escribir **A** o **AN** en cada recuadro azul



Use **a/an** with **singular nouns**.

## Verb have got - affirmative and negative

Study and complete the box.

### Affirmative

I **have got** a DVD. = I **'ve got** a DVD.  
 You ..... a DVD. = You **'ve got** a DVD.  
 We **have got** a DVD. = We ..... a DVD.

### Negative

I **have not got** a CD. = I **haven't got** a CD.  
 You **have not got** a CD. = You ..... a CD.  
 We ..... a CD. = We **haven't got** a CD.

(See Grammar Reference 2, Extra Practice book, p. 6)

3 Put the words in order.

3) Ordena las palabras para formar oraciones.

1. got / I / 've / trainers

*I've got trainers.*

2. mobile phones / We / got / haven't

3. You / computer / got / 've / a

## VERBO HAVE GOT

El verbo HAVE GOT significa **TENER**. Hay solo dos maneras de conjugarlo: HAVE GOT y HAS GOT.

- Usamos **HAVE GOT** únicamente para **I, you, we y they**. Podemos usar **HAVE GOT** o la forma corta: **'VE GOT**
- Usamos **HAS GOT** únicamente para **he, she, it**. Podemos usar **HAS GOT** o la forma corta: **'S GOT**

# 2 Vocabulary

**Colours** Escribí el nombre de cada color.

**1** a) Write the colours. Use a dictionary if necessary.

- |           |            |
|-----------|------------|
| 1. blue   | 6. black   |
| 2. red    | 7. pink    |
| 3. green  | 8. brown   |
| 4. yellow | 9. grey    |
| 5. white  | 10. orange |

A orange



F



B



G



C



H



D



I



E



J



b) Apoyate sobre el 1. ¿Qué color escuchas? Marcá el color que escuchás. Seguí con el 2, y el resto de los #


1			4		
2			5		
3					

c) Say the colours you like. 👍

I like green, red and blue.

Adjetivos para describir cosas.

**Adjectives to describe things**



**2** Write sentences. Escribir oraciones usando **it's** o **they're** + un adjetivo

- It's old.* .....
- They're bad.* .....
- .....
- .....
- .....

¡Lo vamos a hacer en clases! ¡Prepárate!

**Adjective + noun** **ADJETIVO + SUSTANTIVO.** En inglés el adjetivo lo ponemos antes que el sustantivo. Fíjate los ejemplos.

Study the box.



Al adjetivo no le ponemos **S** al final. Fíjate los ejemplos

**!** blue cars NOT: blue~~s~~ cars  
small phones NOT: small~~s~~ phones

Ordena las palabras para formar oraciones

**1** Order the words and write sentences.

- got / red / I / bicycle / a / 've  
*I've got a red bicycle.....*
- grey / a / We / got / haven't / car
- computer / It / new / 's / a
- jeans / They / blue / 're

**Verb to be - yes/no questions**

Study and complete the box.

Questions	Short answers
Is it blue?	Yes, it..... / No,..... <b>isn't.</b>
..... they green?	Yes, they <b>are.</b> / No, they .....

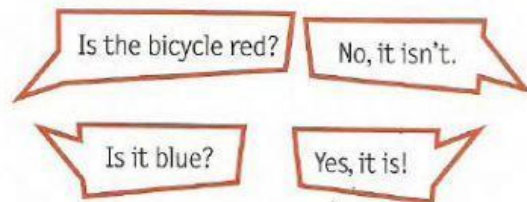
(See Grammar Reference 2, Extra Practice book, p. 6)

**!** Use **the** for specific things.

**2** Work in pairs. Take turns.

**A:** Look at page 17 and ask four questions about the photos.

**B:** Look at the photos on page 17 for one minute. Close your book and answer.



**Verb have got - yes/no questions**

Study and complete the box.

Questions	Short answers
<b>Have I got</b> a CD?	Yes, I <b>have.</b> / No, I <b>haven't.</b>
<b>Have you</b> ..... a CD?	Yes, you ..... / No, you <b>haven't.</b>
..... we ..... a CD?	....., we <b>have.</b> / No, we .....

(See Grammar Reference 2, Extra Practice book, p. 6)

**3** a) Complete the questions.

- Have you *got* a denim jacket?
- ..... you ..... black trainers?
- ..... you got ..... good CD?
- ..... you ..... black pencil?

b) Answer the questions in a) with true information.

- b.
- \_\_\_\_\_
  - \_\_\_\_\_
  - \_\_\_\_\_
  - \_\_\_\_\_

¿Cómo se hacen las preguntas?

La pregunta siempre empieza con **HAVE** o con **HAS**. Luego va una persona (I, you, he, she, it, we, they) y por último una cosa. Entonces:

HAVE / HAS PERSONA (I, you, he, she, it, we, they) + GOT + COSA ?

Have they got a dog?

## 2 Reading and Writing

Leer el catálogo de ventas.

¿Cómo se llama el negocio?

Read an online catalogue

1 Look at the web page. What's the name of the shop?

The screenshot shows a web browser window with the address bar displaying 'www.technoworld.com'. The website header includes navigation buttons (BACK, FORWARD, STOP, REFRESH, HOME, FAVOURITES, PRINT, EMAIL, MUSIC, FILMS, IMAGE) and a search bar. The main content area is a grid of products:

- Seny 42 inch TV:** u\$s 999.00. A red starburst says 'NEW!'.
- Apl 500 MP3 player:** u\$s 79.00 (old price u\$s 94.80). A red starburst says '20% OFF'.
- Nikia mobile phone:** u\$s 35.00. Features listed: Text messaging, Address book, Calculator.
- Zunseng digital camera:** u\$s 49.99 (old price u\$s 79.00). A red starburst says 'SPECIAL OFFER'.

A detailed view of the Apl 500 MP3 player is shown on the right, with a pink speech bubble saying 'Listen to all your favourite songs!'. The product description includes: 'The new Apl 500 MP3 player comes in three colours: pink, green and black.', '24-hour battery', '500 songs', 'Special offer: \$ 79.00 \$-94.80', 'Origin: China', and a 'Buy Now' button.

2 Leer cada frase (de la 1 a la 6) y marcar /clicar las que son correctas para **THE TV** (el televisor) en la 1ª columna. Ejemplo 1. **It's new and expensive** (si es correcta para el televisor, entonces la marco /clicleo). Y así con cada oración, hasta llegar a la 6. Después trabajar con la 2ª columna: **THE MP3 PLAYER** (el Reproductor de MP3). Empezar por el 1). It's new and expensive (si es correcto para el Reproductor de MP3, entonces la marco /clicleo).

2 Read and tick (✓) the correct column(s).	The TV	The MP3 player	The mobile phone	The digital camera
1. It's new and expensive.				
2. It's small and cheap.				
3. They've got special prices.				
4. Its new price is seventy-nine dollars.				
5. Its old price is seventy-nine dollars.				
6. It's thirty-five dollars.				

3 Volver a leer y responder estas preguntas

3 Read again and answer.

1. What is the Apl 500?
2. Where is it from?
3. What colour is it?
4. Is it cheap or expensive?
5. Is it old or modern?

4 Say what you like from the catalogue.

I like the digital camera.  
It's small and cheap.

3

1. \_\_\_\_\_
2. \_\_\_\_\_
3. \_\_\_\_\_
4. \_\_\_\_\_
5. \_\_\_\_\_

4

\_\_\_\_\_

## AND / BUT

Cuando tenemos dos oraciones las podemos unir con AND y BUT.

- + Si ambas oraciones expresan ideas positivas, usamos **AND**. **The phone is modern and fast**
- + Si ambas oraciones expresan ideas negativas, usamos **AND**. **The phone is slow and expensive.**
- + Si una oración es positiva y la otra negativa, usamos **BUT**. **The phone is modern but expensive.**

---



---



---

### Writing rule

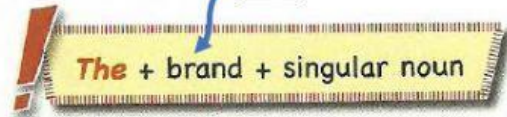
The Connan printer is cheap. It's bad.

The Connan printer is cheap **but** it's bad.

**Compare:**

The Connan printer is cheap **and** it's good.

Brand: Marca (de un producto)



The Samsung Phone.

The Topper T-shirt.

5 a) Complete the chart with information about a technological product.

Completar con información de un producto tecnológico (inventar la información que no sepas)

**Product**  
\_\_\_\_\_

**Brand**  
\_\_\_\_\_

**Price**    \$ \_\_\_\_\_

cheap

expensive

**Quality**

good

bad

fast

slow

**Size**

big

small

**SEND**

b) Write a description of the product. Use *and* or *but* to join ideas.

Escribir la descripción del producto. Usar **AND** o **BUT** para unir ideas.

