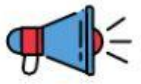


NOME:

2º ANO:

PROFESSORA:


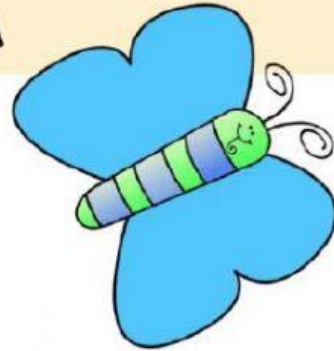


OUÇA A LEITURA DO TEXTO ABAIXO:


BORBOLETA

BOR - BO - LE - TA

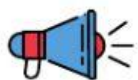
VOA BORBOLETA
LIVRE PELO AR
DANDO PIRUETAS
A NOS ALEGRAR.



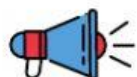
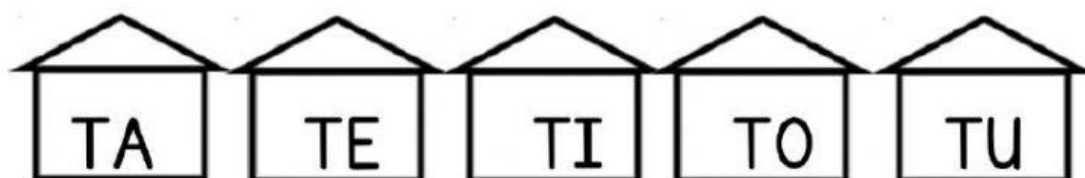
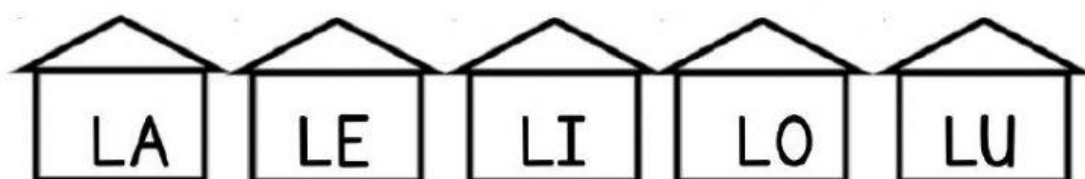
TEM BORBOLETAS
DE TODAS AS CORES
AZUIS, AMARELAS E
VERMELHAS
POUSANDO NAS FLORES.



KÁTIA TEIXEIRA



CLIQUE NAS SÍLABAS QUE FORMAM O NOME DA IMAGEM ABAIXO?



QUANTOS PEDACINHOS (SÍLABAS) TEM A PALAVRA




MARQUE QUANTAS VEZES ABRIMOS A BOCA PARA FALAR






CLIQUE NAS SÍLABAS QUE FORMAM OS NOMES DAS PALAVRAS.
DEPOIS ESCREVA A PALAVRA




VA	DA	CA	FA	VE
----	----	----	----	----



NA	LA	NA	BA	PA
----	----	----	----	----



TO	RU	PI	RO	LI
----	----	----	----	----



RA	MO	FA	GI	VA
----	----	----	----	----






RA	XÍ	JO	CA	RE
----	----	----	----	----





NA	LA	NE	BA	PA
----	----	----	----	----



OBSERVE OS PARES DE IMAGENS E MARQUE SE ELAS COMEÇAM OU NÃO  COM O MESMO SOM. 








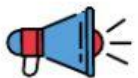
CLIQUE NAS IMAGENS QUE COMEÇAM COM O MESMO SOM.



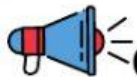


MARQUE AS SÍLABAS CORRETAS E DEPOIS COMPLETE AS PALAVRAS

<div>MA</div> <div>NA</div> <div>LA</div>  <div>__LA</div>	<div>SA</div> <div>PA</div> <div>CA</div>  <div>__FÉ</div>
<div>PI</div> <div>BI</div> <div>FI</div>  <div>__CO</div>	<div>BI</div> <div>TI</div> <div>DI</div>  <div>__NHEIRO</div>
<div>LU</div> <div>VU</div> <div>NU</div>  <div>__VA</div>	<div>CE</div> <div>SE</div> <div>GE</div>  <div>__REIA</div>



O QUE É, O QUE É? ESCREVA AS LETRAS INICIAIS E DESCUBRA PALAVRAS. LEIA AS PALAVRAS QUE VOCÊ FORMOU.



COM

B

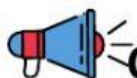
E É DE COMER



COM

S

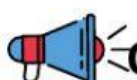
E É DE FICAR



COM

F

E É DE SE DIZER



COM

M

E É DE CARREGAR

	A	L	A
	A	L	A
	A	L	A
	A	L	A