



















Pakistan International School, Jeddah
Cambridge Curriculum Section (CCS)
Second Term (Session 2020-21)

Subject: Mathematics
Grade: 1

Topic: Unit 13 and 18
Number names and counting

Revision Worksheet

A) Click on the speaker to hear the position. Then select your answer.









 	 	 	 
inside - up	outside - under	in - on	behind - down
 	 	 	 
under - outside	around - in	under - over	near - far

B) Look at the picture and:





1) Select the object that is close to the tree.







C) Look at the pictures and write: empty – full – half full.

D) Order the capacities from holds the most (1) to holds the least (4).

E) Order the capacities from holds the least (1) to holds the most (4).

F) Write missing numbers.

151			154					159	
		163			166				170
	172			175			178		
181			184			187			
		193			196			199	

G) Write the numbers names.

1) 73

2) 86

3) 92

4) 81

5) 77

6) 99

7) 100