
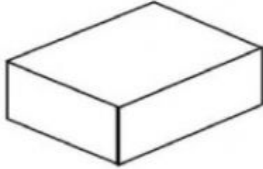
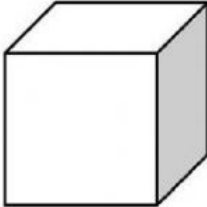


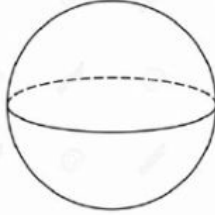

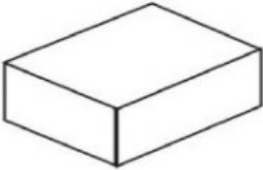
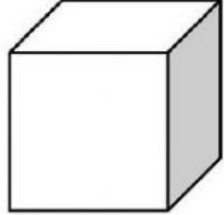

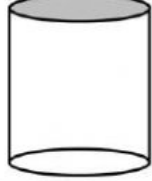


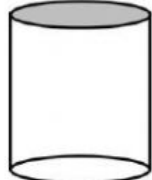
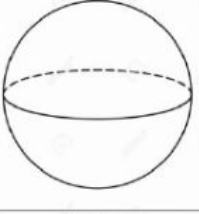


MATH WORKSHEET- SHAPES - THINK ROOM 2

Identify the shape of the object and click on the relevant shape:

	<p>Cuboid</p> 	<p>Cube</p> 
	 <p>CONE</p>	 <p>SPHERE</p>
	<p>Cuboid</p> 	<p>Cube</p> 
	<p>Cylinder</p> 	 <p>CONE</p>
	<p>Cylinder</p> 	 <p>SPHERE</p>