

Γ ΔΗΜΟΤΙΚΟΥ

ΑΓΓΛΙΚΑ

ΕΝΟΤΗΤΑ 7

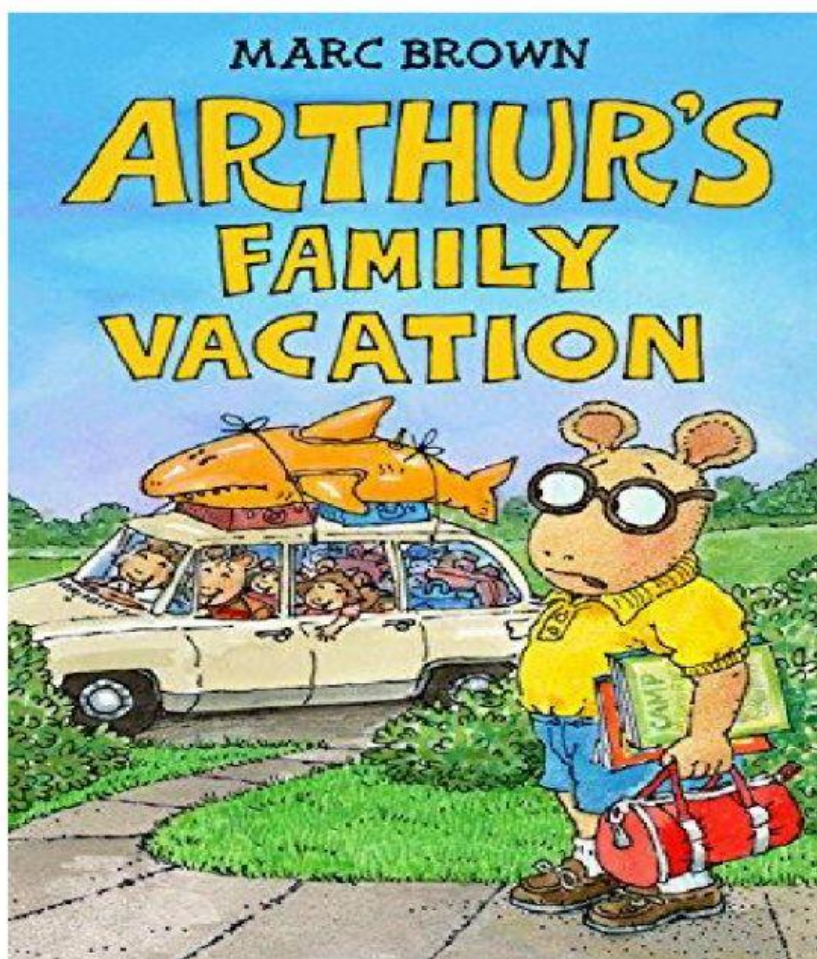
NAME:

Arthur and his family

WORKSHEET PACK 28/5/2020

EXERCISE 1

Listen and read [here](#). Then answer the questions.





always

usually

sometimes

often



1. Grandmother elfin the kitchen.
2. Sister elf and brother elf read their favourite books in the bedroom.
3. Mother elf In the garden.
4. Grandfather elfin the living room.
5. Father elf in the house.
6. Arthur to play with his family.

EXERCISE 2

Look at Arthur's favourite places [here](#) and write his favourite activities.
Use the [Present Simple](#).



In the playground

Arthur..... on the and every evening.



In the park

Arthur his In the park every day.



In the garden

Arthur with his friends there.



In the pond

Arthur there every morning.

EXERCISE 3















Look at the pictures and choose.

A		1. Arthur plays basketball in the garden. 2. Arthur plays basketball in the park.	1
B		1. Arthur plays on the slide in the playground. 2. Arthur plays on the swing in the playground.	
C		1. Arthur rides his bike in the playground. 2. Arthur rides his bike in the park.	
D		1. Arthur plays on the slide in the playground. 2. Arthur plays on the swing in the playground.	
E		1. Arthur rides his bike in the park. 2. Arthur swims in the pond.	

EXERCISE 4

Look at the house below and write the rooms. Remember [here](#)

Parts of a house vocabulary

 house	 living room	 bedroom	 kitchen	 dining room	 bathroom
 garden	 backyard	 door	 window	 balcony	 attic
 roof	 chimney				

ENGLISH
learn-online
www.english-learn-online.com
learn with games, puzzles, quizzes and flashcards



1. Grandpa is in the



2. Sister is in the




3. Brother is in the



4. Mother is in the



5. Little brother is in the



6. Grandma is in the



7. Baby is in the



EXERCISE 5

What are the children doing? Use the Present Continuous.



Download from
Dreamstime.com
This watermark-free copy is for personal use only.

25618009
© Carla F. Castagna | Dreamstime.com

1. The girl with the pink T-shirt is

**climbing on the
rings**

2. The boy with green trousers is

3. The girl with the red T-shirt is

**playing on the
slide**

4. The girl with the blue dress is

5. The boy with the jeans is

running

**climbing on the
tree**

swinging on the duck