
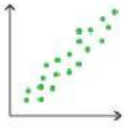
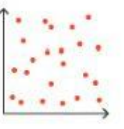
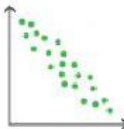


match the definition with the meaning

Name :

scatter plot (noun)	data on two variables where the value of one is paired with a value of the other
conjecture (noun)	an observation that lies outside the overall pattern of a distribution
bivariate data (noun)	a graph in which the values of two variables are plotted along two axes; the pattern of the resulting points reveals any correlation present
outlier (noun)	a collection of data points that are close together
cluster (noun)	a statement believed to be true based on observations
	<b>Positive linear association</b>
	<b>Negative linear association</b>
	<b>Positive nonlinear association</b>
	<b>No association</b>